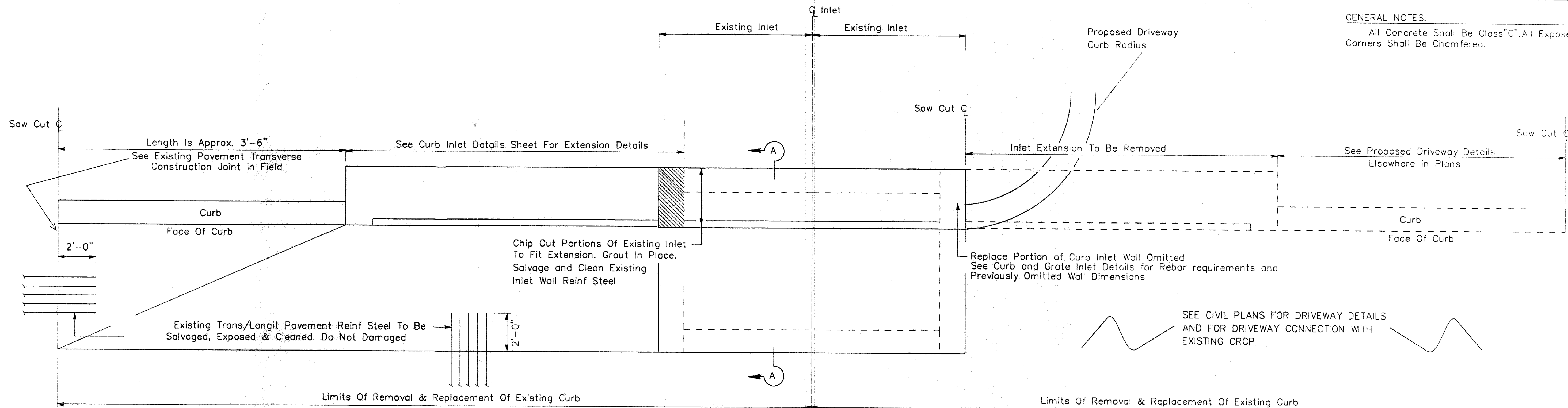
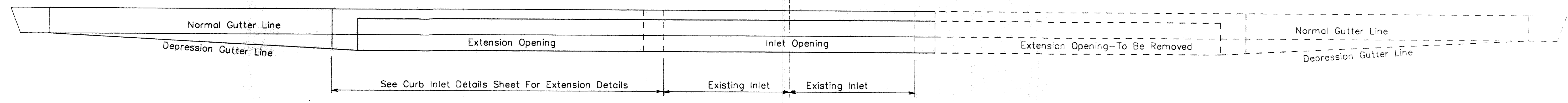


GENERAL NOTES:
 All Concrete Shall Be Class "C". All Exposed
 Corners Shall Be Chamfered.



PLAN
 Showing Inlet Extension To Existing Inlet

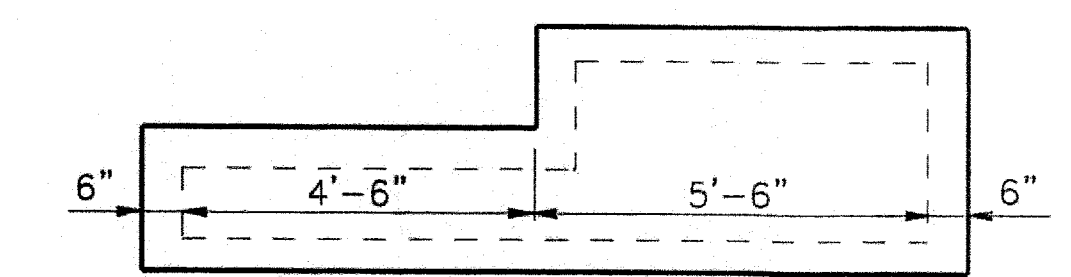
PLAN
 Showing Inlet Extension Removal



HALF ELEVATION
 Showing Inlet Extension To Existing Inlet

HALF ELEVATION
 Showing Inlet Extension Removal


DETAIL FOR ADDING
 AND REMOVING EXTENSIONS
 AT EXISTING
 PAVEMENT LOCATIONS



INLET WITH ONE EXTENSION

PLAN OF INLET AND EXTENSIONS

RELEASED FOR CONSTRUCTION
 ALL RESPONSIBILITY FOR ADEQUACY OF DESIGN
 REMAINS WITH THE DESIGN ENGINEER. THE CITY
 OF ROCKWALL, IN REVIEWING AND RELEASING
 PLANS FOR CONSTRUCTION ASSUMES NO
 RESPONSIBILITY FOR ADEQUACY OR ACCURACY
 OF DESIGN.



James G. Cowart
 4-20-15

INLET MODIFICATIONS

SHEET NO. R3	
CW ENGINEERING, LLC 305 S. BROADWAY Suite 403 Tyler, Texas 75702	
PROJECT NO. 2013-007	TBPE Firm Reg. No. 12460

FILE: \$FILES\$
 DATE: \$DATES\$
 TIME: \$TIMES\$
 DIRECTORY: \$FILES\$

NO SCALE