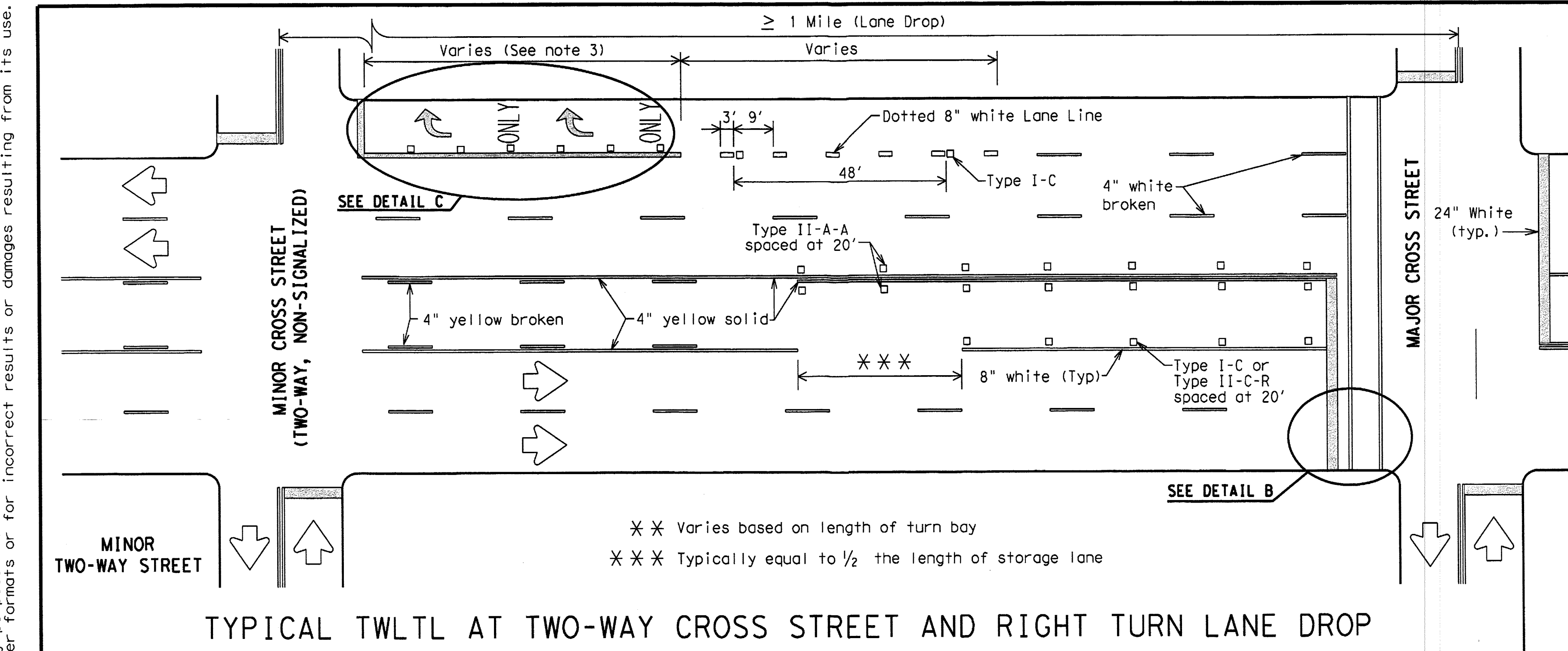
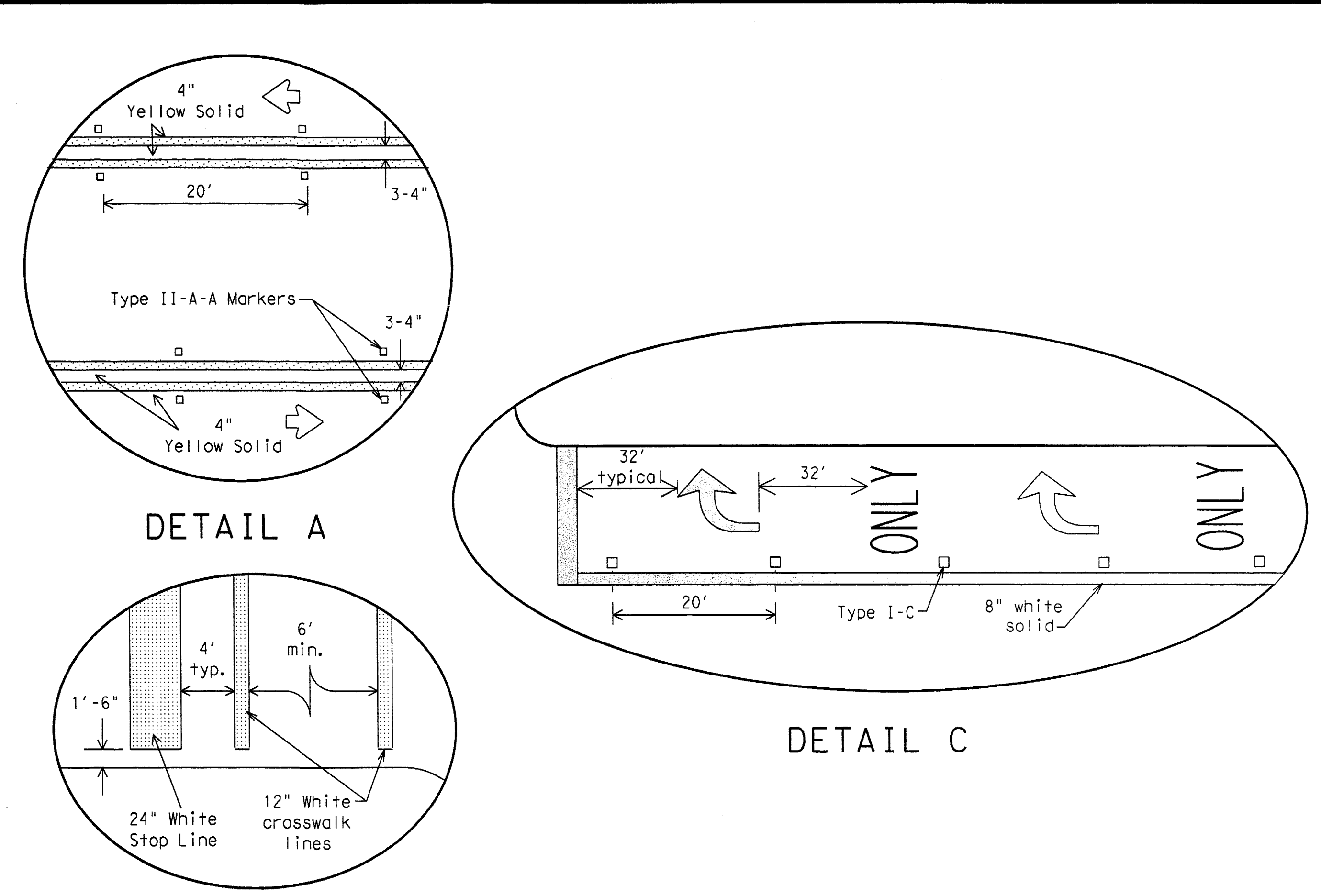


DISCLAIMER: The use of this standard is governed by the "Texas Engineering Practice Act". No warranty of any kind is made by TxDOT for any purpose whatsoever. TxDOT assumes no responsibility for the conversion of this standard to other formats or for incorrect results or damages resulting from its use.



TYPICAL TWLTL AT TWO-WAY CROSS STREET AND RIGHT TURN LANE DROP

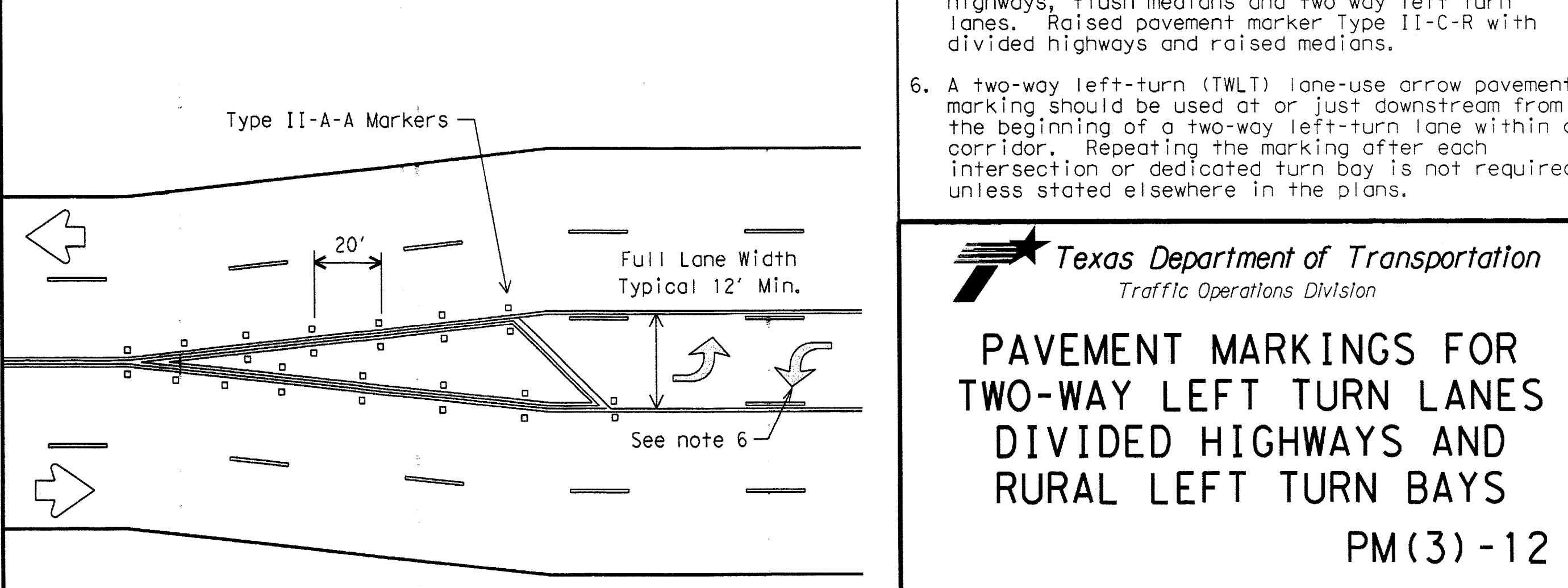


Final placement of Stop Bar and Crosswalk shall be approved by the Engineer in the field.

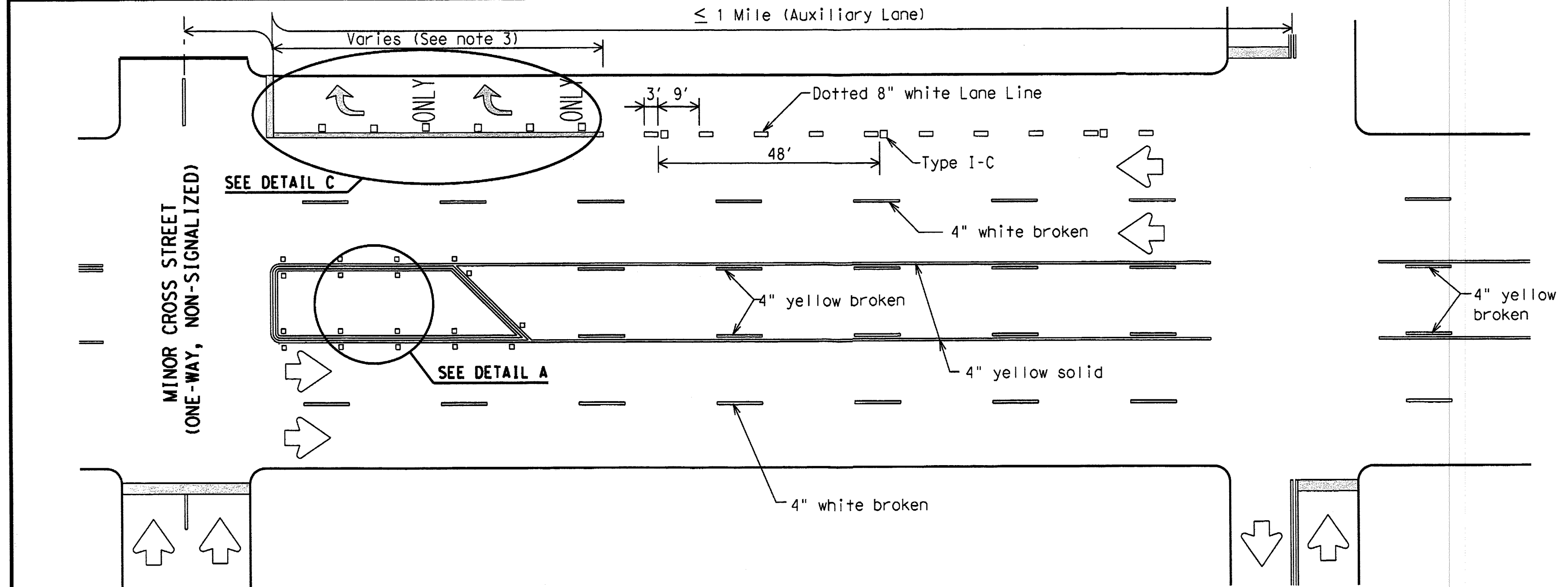
DETAIL B

MATERIAL SPECIFICATIONS	
PAVEMENT MARKERS (REFLECTORIZED)	DMS-4200
EPOXY AND ADHESIVES	DMS-6100
BITUMINOUS ADHESIVE FOR PAVEMENT MARKERS	DMS-6130
TRAFFIC PAINT	DMS-8200
HOT APPLIED THERMOPLASTIC	DMS-8220
PERMANENT PREFABRICATED PAVEMENT MARKINGS	DMS-8240

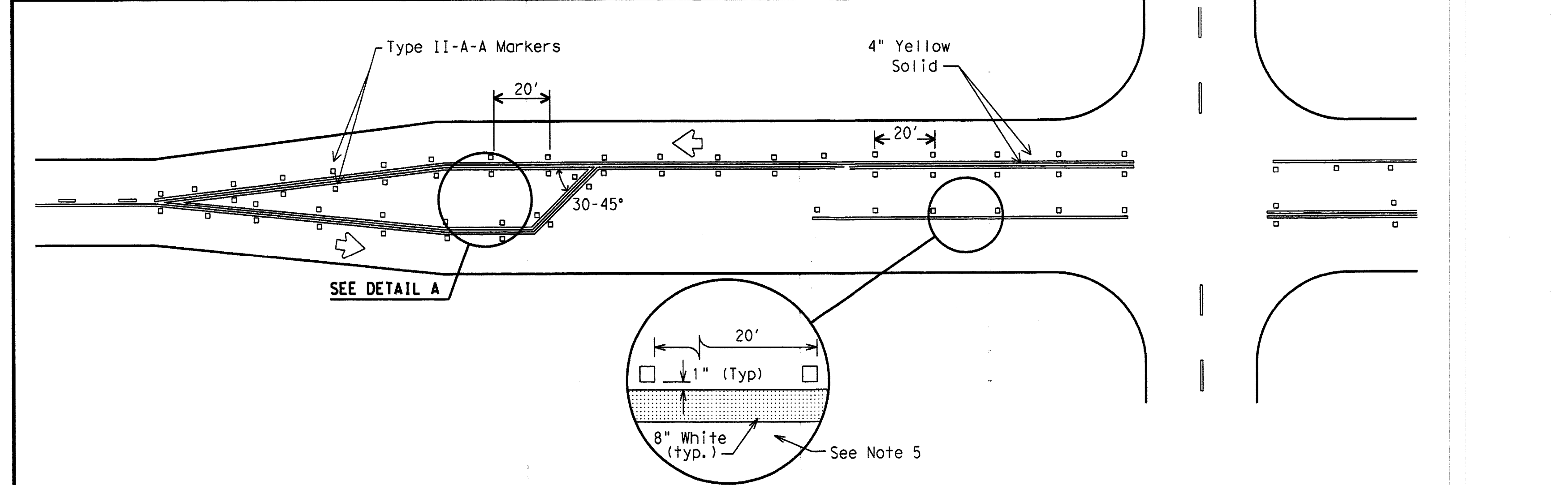
All pavement marking materials shall meet the required Departmental Material Specifications as specified by the plans.



TYPICAL TRANSITION FOR TWLTL AND DIVIDED HIGHWAY



TYPICAL TWLTL AT ONE-WAY STREET AND RIGHT TURN AUXILIARY LANE



TYPICAL TWO-LANE HIGHWAY INTERSECTION WITH LEFT TURN BAYS

GENERAL NOTES

- Refer elsewhere in plans for additional RPM placement and details.
- Lane use word and arrow markings shall be used where through lanes approaching an intersection become mandatory turn lanes. Lane use word and arrow markings should be used in auxiliary lanes of substantial length. Lane use arrow markings or word and arrow markings may be used in other lanes and turn bays for emphasis. Details for words and arrows as shown in the Standard Highway Sign Designs for Texas.
- When lane used word and arrow markings are used, two sets of arrows should be used if the length of the bay is greater than 180 feet. When a single lane use arrow or word and arrow marking is used for a short turn lane, it should be located at or near the upstream end of the full-width turn lane.
- Other crosswalk patterns as shown in the "Texas Manual on Uniform Traffic Control Devices" may be used.
- Raised pavement marker Type I-C with undivided highways, flush medians and two way left turn lanes. Raised pavement marker Type II-C-R with divided highways and raised medians.
- A two-way left-turn (TWLT) lane-use arrow pavement marking should be used at or just downstream from the beginning of a two-way left turn lane within a corridor. Repeating the marking after each intersection or dedicated turn bay is not required unless stated elsewhere in the plans.

Texas Department of Transportation  
Traffic Operations Division

PAVEMENT MARKINGS FOR  
TWO-WAY LEFT TURN LANES  
DIVIDED HIGHWAYS AND  
RURAL LEFT TURN BAYS

PM(3) - 12

© TxDOT April 1998		DN: TxDOT	CK: TxDOT	DW: TxDOT	CK: TxDOT
REVISIONS		CONT	SECT	JOB	HIGHWAY
5-00	2-12				
8-00					
3-03					
2-10					
		DIST	COUNTY	SHEET NO.	
				R 13	

DATE:  
FILE: