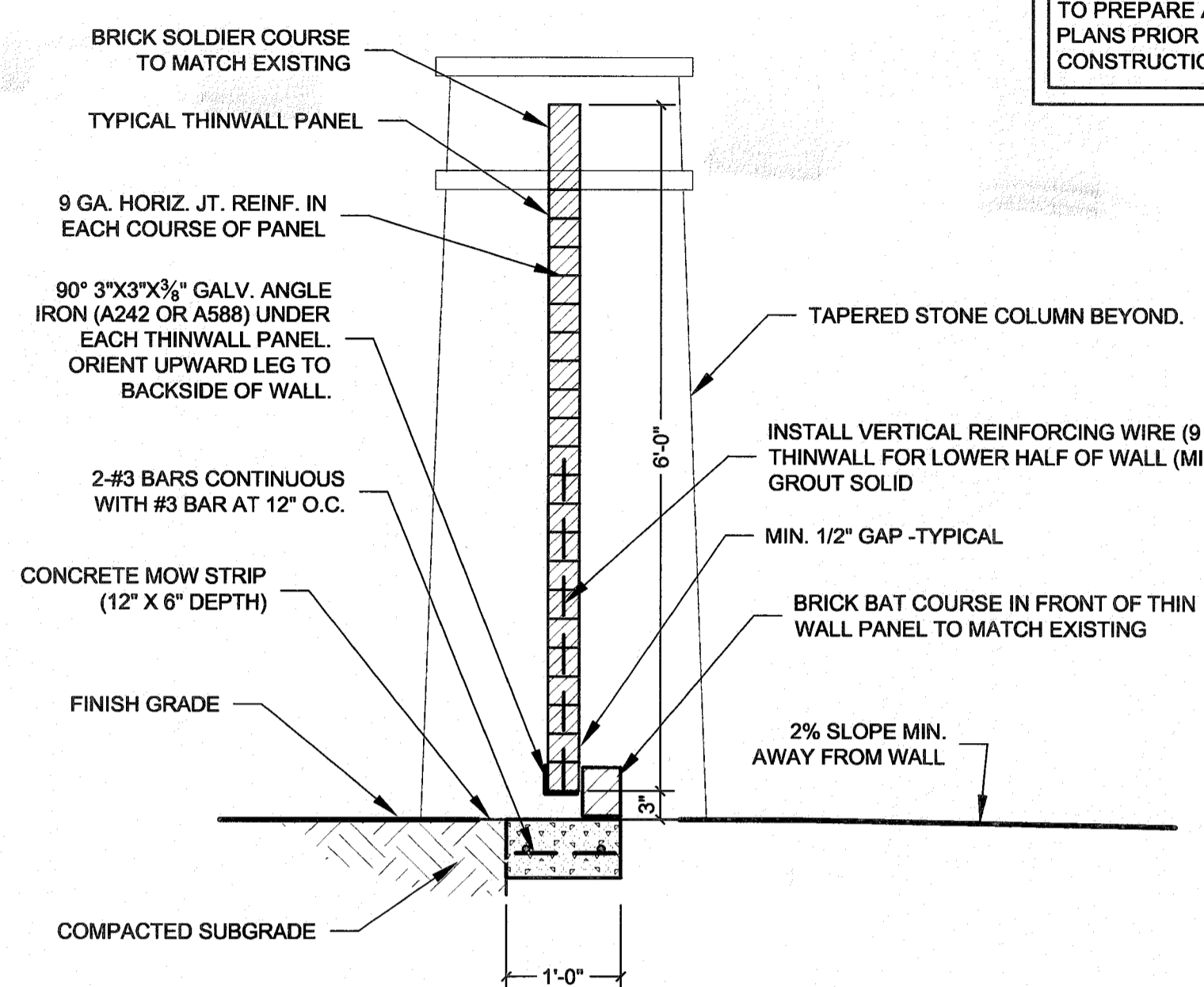


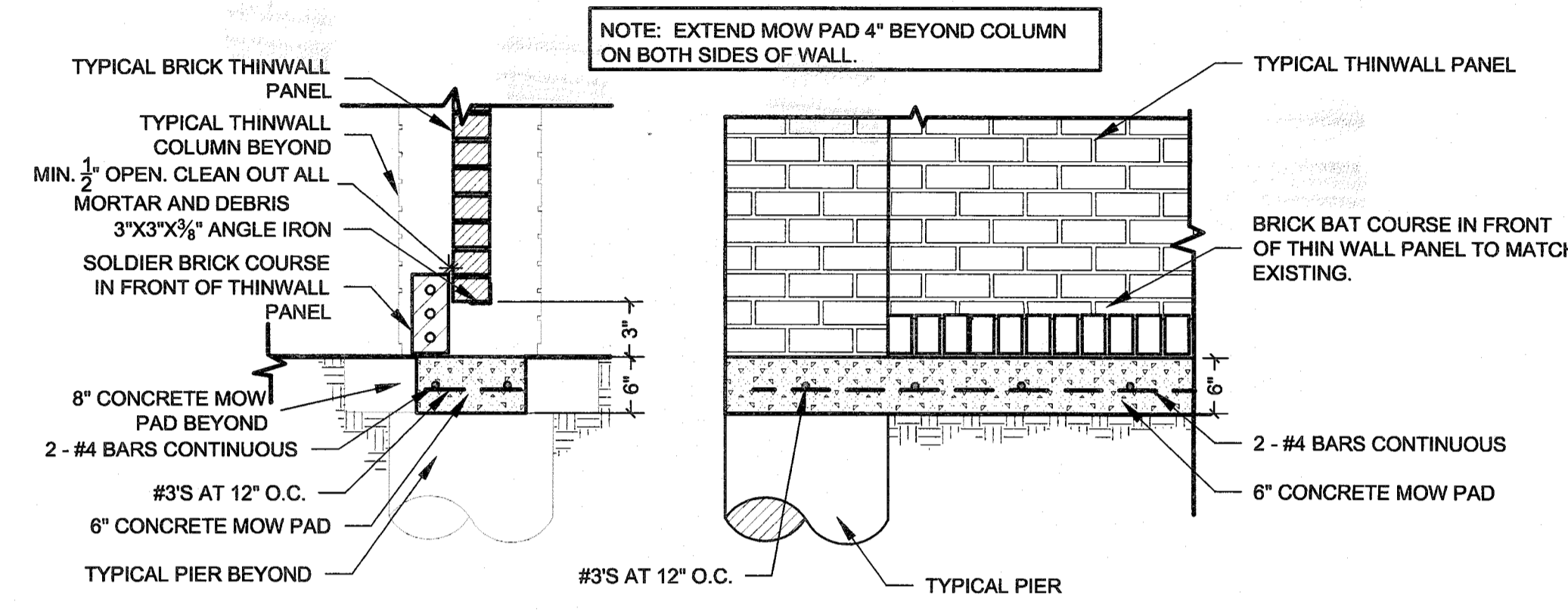
**1 TYPICAL THINWALL COLUMN**  
SCALE: 3/4" = 1'-0"

NOTE:  
CONTRACTOR TO VERIFY AND MATCH EXISTING THIN WALL DESIGN. BRICK DIMENSIONS AND HEIGHTS WITH EXISTING THIN WALLS ON CARUTH LAKES PHASE 6.

NOTE:  
CONTRACTOR IS RESPONSIBLE FOR STRUCTURAL ENGINEERING DESIGN OF FOOTING AND FOUNDATIONS FOR COLUMNS AND WALLS. CONTRACTOR TO PREPARE AND SUBMIT STRUCTURAL PLANS PRIOR TO PERMITTING AND CONSTRUCTION.

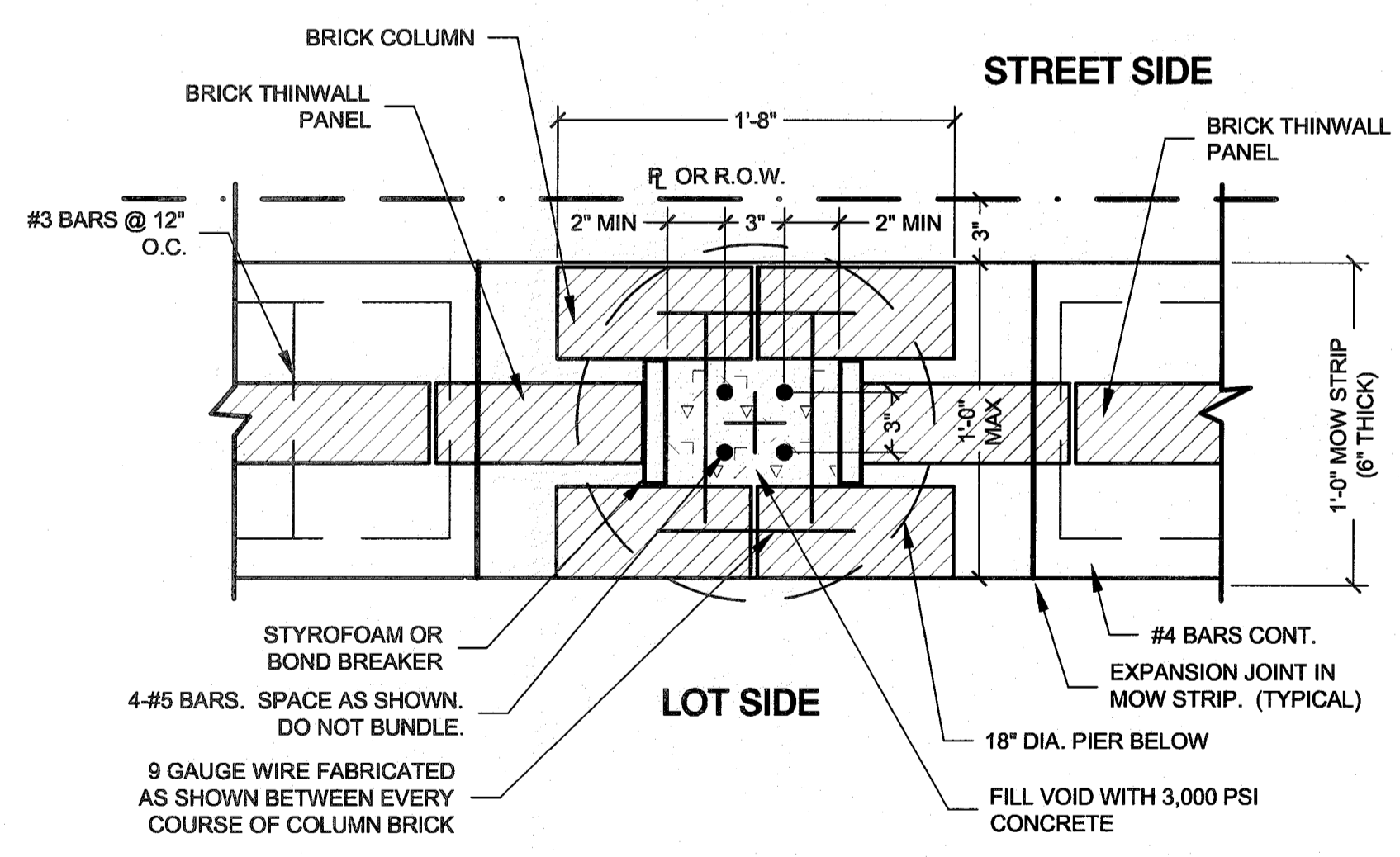


**2 TYPICAL THINWALL SECTION AT PANEL**  
SCALE: 3/4" = 1'-0"



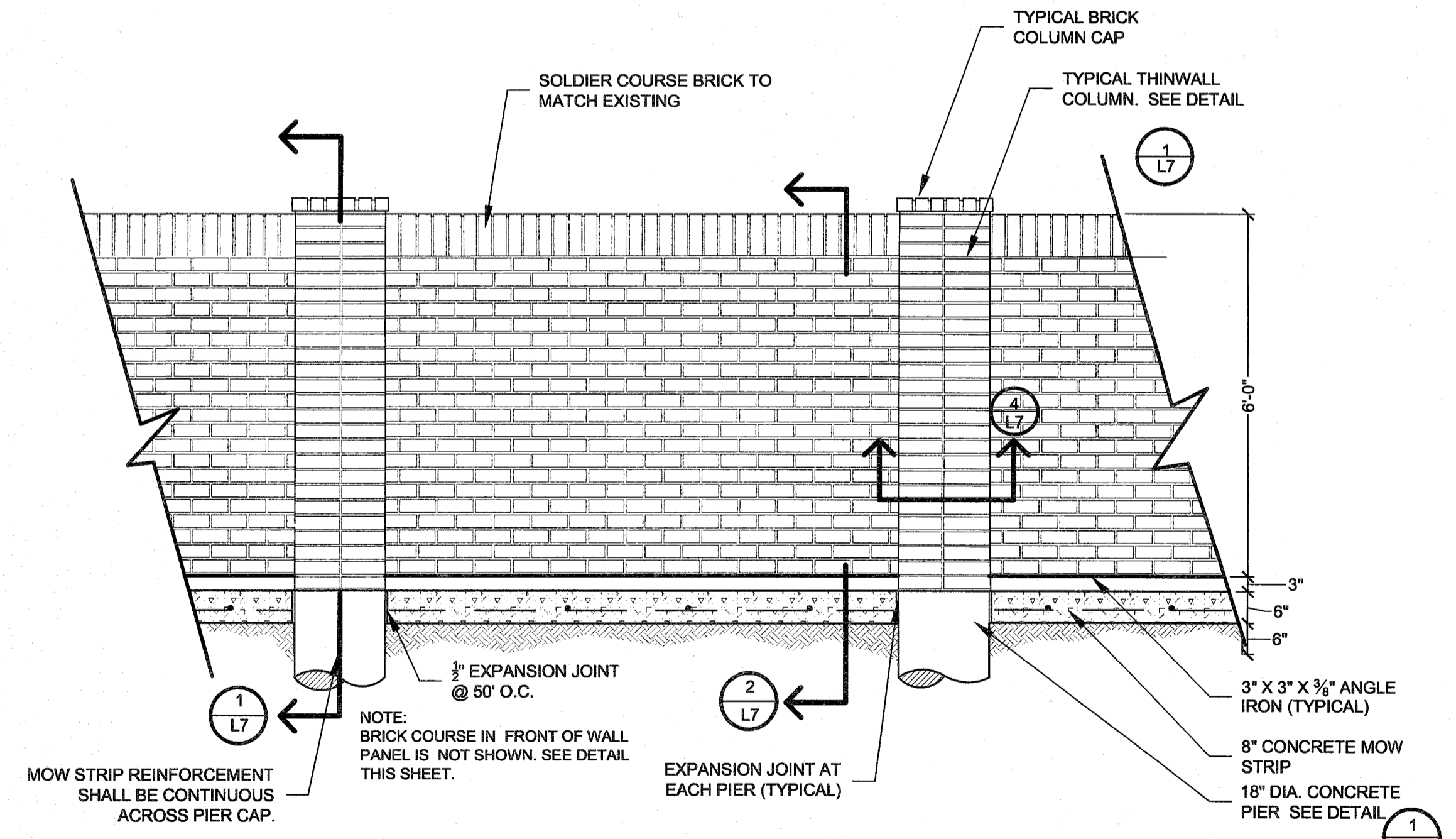
**3 BRICK COURSES IN FRONT OF THINWALL**  
SCALE: 3/4" = 1'-0"

NOTE: THE CITY/HOA/HOME OWNER IS RESPONSIBLE FOR MAINTENANCE OF THE SCREENING WALL, INCLUDING MAINTAINING PROPER DRAINAGE AROUND THE WALL, AND MAINTAINING THE GAP BETWEEN THE GROUND AND THE BOTTOM OF THE THINWALL PANEL.



**4 PLAN SECTION THINWALL COLUMN**  
SCALE: 1-1/2" = 1'-0"

NOTE:  
ALL THIN WALL PANELS ARE TO BE HAND LAID BRICK. PRECAST, SLIP IN PANELS PANELS WILL NOT BE NOT ALLOWED.



**5 PARTIAL BRICK THINWALL ELEVATION**  
SCALE: 1/2" = 1'-0"

AS-BUILT DRAWINGS:  
TO THE BEST OF JBI PARTNERS, INC.'S KNOWLEDGE, JBI HEREBY STATES THAT THIS PLAN IS AS-BUILT. THE INFORMATION PROVIDED IS BASED ON CONSTRUCTION STAKING AND PAD VERIFICATION AT THE SITE AND INFORMATION PROVIDED BY THE CONTRACTOR.

Daniel Dewey 4/11/2014  
Name Date

NO.	REVISIONS DURING CONSTRUCTION	BY	DATE	NO.	REVISIONS DURING PLAN REVIEW	BY	DATE
				1	PER CITY COMMENTS & REVISED TRAIL RAMP	CBM	5/7/12

DESIGNED BY:  
JBI  
DRAWN BY:  
JBI  
CHECKED BY:  
CBM



16301 Quorum Drive  
Suite 200 B  
Addicks, Texas 75240  
Main 972.248.7676  
Fax 972.248.1414  
www.jbipartners.com

<b>BRICK THINWALL DETAILS</b>		PROJECT NO.
PHASE 7B		HOE132
CARUTH LAKES		SHEET NO.
CITY OF ROCKWALL, TEXAS		L7