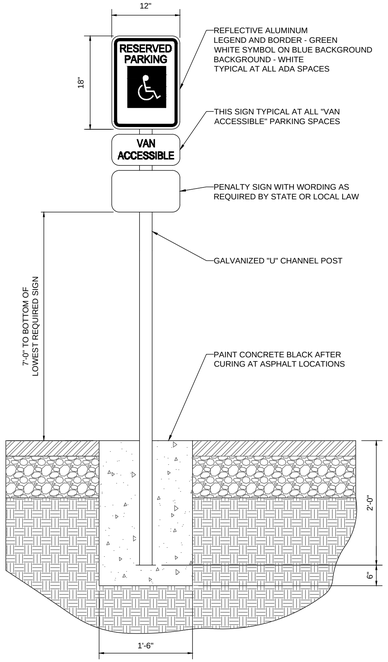

NOTE:
ONE AT EACH ADA SPACE. WHERE ADA SPACES FACE EACH OTHER WITHOUT WALKWAY, THERE SHALL BE ONE POST WITH SIGNS MOUNTED BOTH SIDES

ADA PARKING SIGN DETAIL
NOT TO SCALE

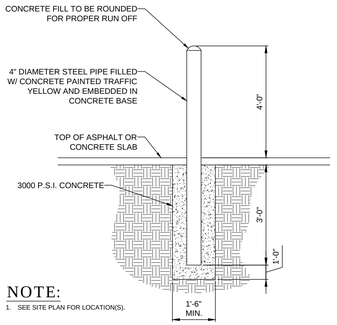

NOTE:
1. SEE SITE PLAN FOR LOCATION(S).

BOLLARD DETAIL
NOT TO SCALE

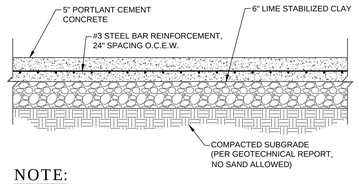

NOTE:
1. SECTION SHOWN IS BASED ON THE GEOTECHNICAL REPORT PREPARED BY ECS SOUTHWEST, LLP, ENTITLED GEOTECHNICAL ENGINEERING REPORT, BRAKES PLUS - ROCKWALL, DATED 09/04/18 (PROJECT #19:7478). FINAL DESIGN TO BE PROVIDED ONCE FINAL CBR'S ARE AVAILABLE ON COMPACTED SUB-BASE.
2. CONCRETE IS TO HAVE A MINIMUM COMPRESSIVE STRENGTH OF 4,000 PSI AT 28 DAYS AND A MINIMUM 6.5 SACK MIX.

STANDARD DUTY CONCRETE SECTION
NOT TO SCALE

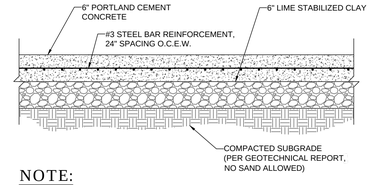

NOTE:
1. SECTION SHOWN IS BASED ON THE GEOTECHNICAL REPORT PREPARED BY ECS SOUTHWEST, LLP, ENTITLED GEOTECHNICAL ENGINEERING REPORT, BRAKES PLUS - ROCKWALL, DATED 09/04/18 (PROJECT #19:7478). FINAL DESIGN TO BE PROVIDED ONCE FINAL CBR'S ARE AVAILABLE ON COMPACTED SUB-BASE.
2. CONCRETE IS TO HAVE A MINIMUM COMPRESSIVE STRENGTH OF 4,000 PSI AT 28 DAYS AND A MINIMUM 6.5 SACK MIX.

HEAVY DUTY CONCRETE SECTION
NOT TO SCALE

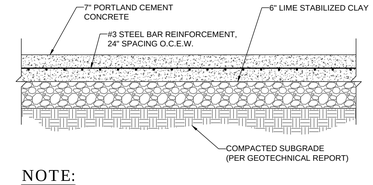

NOTE:
1. SECTION SHOWN IS BASED ON THE GEOTECHNICAL REPORT PREPARED BY ECS SOUTHWEST, LLP, ENTITLED GEOTECHNICAL ENGINEERING REPORT, BRAKES PLUS - ROCKWALL, DATED 09/04/18 (PROJECT #19:7478). FINAL DESIGN TO BE PROVIDED ONCE FINAL CBR'S ARE AVAILABLE ON COMPACTED SUB-BASE.
2. CONCRETE IS TO HAVE A MINIMUM COMPRESSIVE STRENGTH OF 3,600 PSI AT 28 DAYS AND A MINIMUM 6.5 SACK MIX.

PAVEMENT SECTION FOR DUMPSTER AREA
NOT TO SCALE

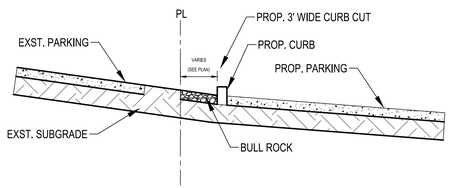

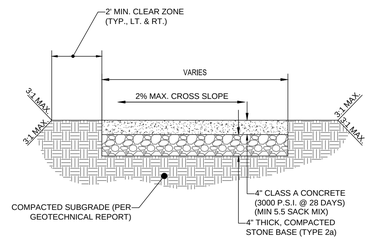

NOTE:
1. EXPANSION JOINTS 1/2" WIDE PREMOLDED BIT. MATERIAL SHALL BE INSTALLED AT 30' INTERVALS, CRACK CONTROL JOINTS TO BE SPACED AT INTERVALS EQUAL TO SIDEWALK WIDTH.

PRIVATE CONCRETE SIDEWALK DETAIL
NOT TO SCALE

BOHLER™ ENGINEERING
SITE CIVIL AND CONSULTING ENGINEERING
LAND SURVEYING · PLANNING · LANDSCAPE ARCHITECTURE
SUSTAINABLE DESIGN · PERMITTING SERVICES · TRANSPORTATION SERVICES
UPSTATE NEW YORK · NEW ENGLAND · NEW YORK, NY · NEW JERSEY · NORTHERN NEW JERSEY
SOUTHERN NEW JERSEY · PHILADELPHIA, PA · LEHIGH VALLEY, PA · SOUTHEASTERN PA · REHOBOTH BEACH, DE
BALTIMORE, MD · SOUTHERN MARYLAND · ATLANTA, GA · RALEIGH, NC · CENTRAL VIRGINIA · NORFOLK, VA · WASHINGTON, DC
CHARLOTTE, NC · ATLANTA, GA · AUSTIN, TX · SOUTH FLORIDA · TAMPA, FL · DALLAS, TX

THE INFORMATION, DESIGNS AND CONTENT OF THIS PLAN ARE PROPRIETARY AND SHALL NOT BE COPIED OR USED FOR ANY PURPOSE WITHOUT PRIOR WRITTEN AUTHORIZATION FROM BOHLER ENGINEERING. THE SUBMISSION OF THIS PLAN IS A PROJECT SPECIFIC SUBMISSION AND SHALL NOT BE CONSIDERED AS AN INSTRUMENT OF PROFESSIONAL SERVICE.
© 2019 CHES & ASSOCIATES, INC.

REVISIONS

REV	DATE	COMMENT	BY
1	3/18/19	DOMESTIC WATER REVISION	MJH
2	4/19/19	TAS REVIEW COMMENTS	MJH

811
KNOW WHAT'S BELOW
ALWAYS CALL 811
BEFORE YOU DIG
It's fast. It's free. It's the law.

ASBUILT
RECORD DRAWING

PROJECT No.:	TD180033
DRAWN BY:	MJH
CHECKED BY:	DOC
DATE:	02/25/2019
SCALE:	N/A
CAD I.D.:	SD0

PROJECT:
CONSTRUCTION DOCUMENTS
FOR
brakes plus
Straightforward. Honest.

LOCATION OF SITE
1902 S. GOLIAD ST
LOTS 1 & 2, BLOCK A, BILLY
PEOPLES ADDITION NO. 1
ROCKWALL, TX 75087
ROCKWALL COUNTY

BOHLER ENGINEERING
6017 MAIN STREET
FRISCO, TX 75034
Phone: (469) 458-7300
TX@BohlerEng.com

STATE OF TEXAS
DEAN O. CARDWELL
115432
LICENSED
PROFESSIONAL ENGINEER
1.16.20

SHEET TITLE:
CONSTRUCTION DETAILS

SHEET NUMBER:
C-903

CASE NUMBER: SP2018-030