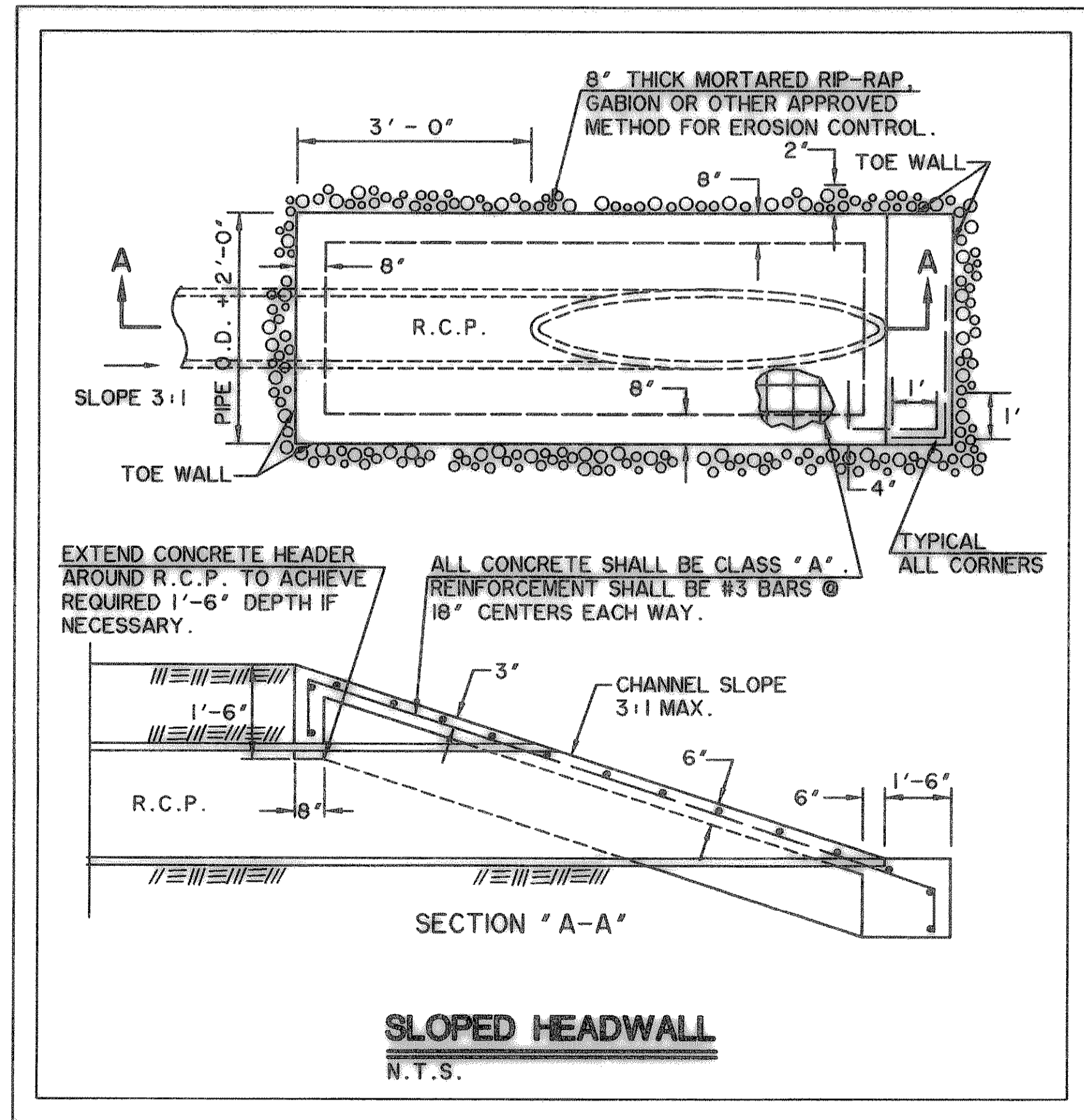
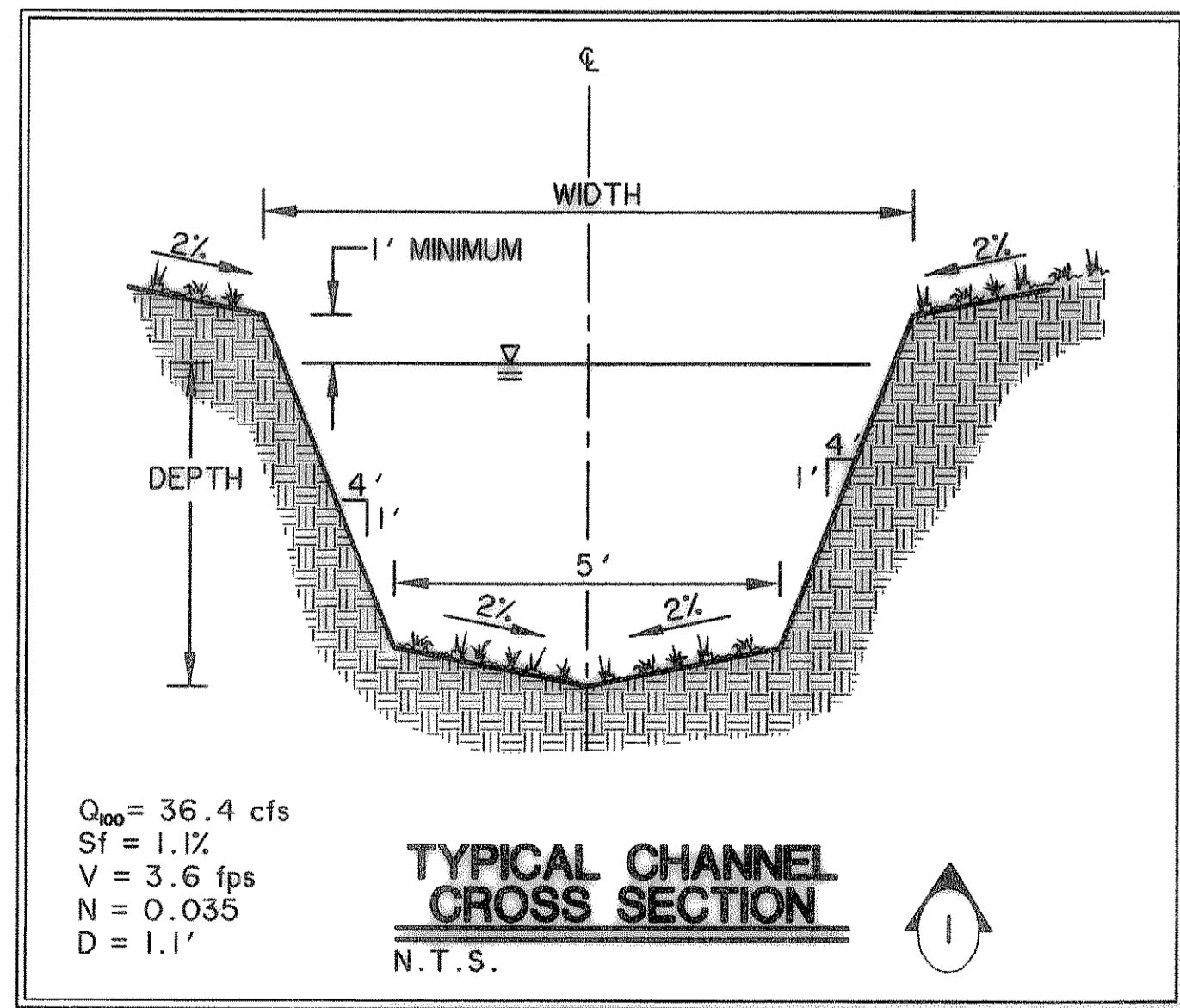


CAUTION !!!
UNDERGROUND UTILITIES

EXISTING UTILITIES AND UNDERGROUND FACILITIES INDICATED ON THESE PLANS HAVE BEEN LOCATED FROM REFERENCE INFORMATION SUPPLIED BY VARIOUS OWNERS OF THE FACILITIES. THE ENGINEER DOES NOT ACCEPT THE RESPONSIBILITY FOR THE UTILITY LOCATIONS SHOWN, IT SHALL BE THE RESPONSIBILITY OF THE CONTRACTOR TO VERIFY BOTH HORIZONTALLY AND VERTICALLY THE LOCATION OF ALL EXISTING UTILITIES AND UNDERGROUND FACILITIES PRIOR TO CONSTRUCTION, TO TAKE NECESSARY PRECAUTIONS IN ORDER TO PROTECT ALL FACILITIES ENCOUNTERED, AND TO NOTIFY THE ENGINEER PROMPTLY OF ALL CONFLICTS OF THE WORK WITH EXISTING FACILITIES. THE CONTRACTOR SHALL PRESERVE AND PROTECT ALL EXISTING UTILITIES FROM DAMAGE DURING CONSTRUCTION. ANY DAMAGE BY THE CONTRACTOR TO EXISTING UTILITIES SHALL BE REPAIRED BY THE CONTRACTOR AT HIS EXPENSE. CONTACT ALL POSSIBLE UTILITY AND UNDERGROUND FACILITY OWNERS.



RECORD DRAWING
01/16/09

LEGEND

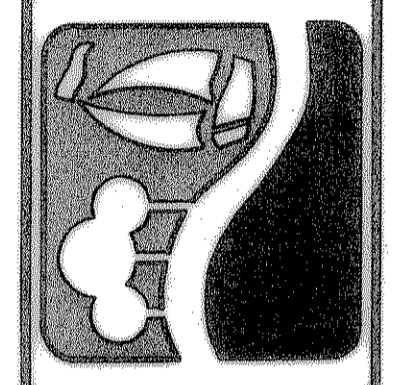
- STORM DRAIN LINE
- - - R.O.W. LINE
- - - EXISTING STORM DRAIN
- ▭ STORM DRAIN INLET
- DIRECTION OF FLOW
- XXX PROPOSED CONTOURS
- EXISTING CONTOURS

BENCHMARKS:

"C" CUT IN THE EAST END OF THE HEADWALL LOCATED ON THE NORTHWEST CORNER OF THE INTERSECTION OF BOYDSTUN STREET AND CLARK STREET.
 ELEVATION 534.21

"C" CUT IN THE SOUTHWEST CORNER OF THE HEADWALL LOCATED ON THE WEST SIDE OF INDUSTRIAL BLVD., APPROXIMATELY 250± FEET NORTH OF THE INTERSECTION OF INDUSTRIAL AND THE I-30 ACCESS ROAD.
 ELEVATION 544.77

PREPARED BY:
VIA WIER & ASSOCIATES, INC.
 ENGINEERS SURVEYORS LAND PLANNERS
 701 HIGHLANDER BLVD., SUITE 300 ARLINGTON, TEXAS 76015 METRO (817)467-7700
 8849 ELM STREET FRISCO, TEXAS 75034 METRO (214)387-0000
 www.viawier.com



CITY OF ROCKWALL
TOWNSEND BLVD
(JUSTIN RD TO BOYDSTUN ST)
& BOYDSTUN ST
(TOWNSEND BLVD TO CLARK ST)

DITCH GRADING PLAN

STATE OF TEXAS
 RONALD RAMIREZ
 81821
 REGISTERED PROFESSIONAL ENGINEER

Ronald Ramirez

COPYRIGHT ©
 WIER & ASSOCIATES, INC.
 LAST SHEET EDIT
 DATE 01-07-2009
 WA# 04124

SHEET NO.
D201

TIME 16.43 FILE: DITCHC-04124.dwg