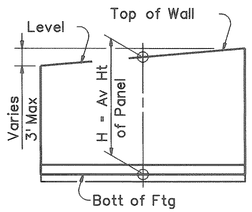

H DEFINITION

Wall Height "H"	PROPERTIES: WALL DIMENSIONS						Max Soil Press	REINFORCING STEEL FOR ONE 32' PANEL (DESIGN C): A_1 ~ 26 #5 at 15" c-c		A_2 ~ 25 #6 at 15" c-c		A_3 ~ 25 #7 at 15" c-c		A_4 ~ 26 #8 at 15" c-c		A_5 ~ 25 #9 at 15" c-c		A_6 ~ 25 #11 at 15" c-c		A_7 ~ 26 #11 at 15" c-c		B ~ 26 #5 at 15" c-c		C					D (#5) at 12" c-c		Dowel F at 12" c-c		H (#5) at 12" c-c		T (#5) at 12" c-c		U ~ 26 #5 at 380 c-c		QUANTITY FOR ONE 32' PANEL		Wall Height "H"
(Ft)	Fw	Tw	Sw	Hw	Ft	Kw	T/SF	Lgth	Wt	Lgth	Wt	Lgth	Wt	Lgth	Wt	Lgth	Wt	Lgth	Wt	Lgth	Wt	Lgth	Wt	Size	No	Spa	Lgth	Wt	No	Wt	No	Wt	No	Wt	No	Wt	Lgth	Wt	CONC (CY)	REINF (LB)	(Ft)
1	2'-8"	1'-4"	1'-0"	4"	1'-0"	9"	0.11																	26	#4	15"	1'-10"	32	2	66	2	16	2	66	2	66	1'-4"	36	3.8	282	1
2	3'-6"	1'-9"	1'-0"	9"	1'-0"	9"	0.14																	26	#4	15"	2'-3"	39	2	66	3	24	2	66	3	99	3'-4"	90	6.0	384	2
3	4'-3"	2'-2"	1'-0"	1'-1"	1'-0"	9"	0.17																	26	#4	15"	2'-8"	46	4	131	4	32	3	99	3	99	5'-4"	145	8.1	552	3
4	5'-0"	2'-6"	1'-0"	1'-6"	1'-0"	9"	0.20	5'-0"	136													3'-6"	95	26	#4	15"	3'-0"	52	5	164	5	40	3	99	3	99	7'-4"	199	10.1	884	4
5	5'-8"	2'-10"	1'-0"	1'-10"	1'-0"	9"	0.24	6'-4"	172													4'-6"	122	26	#4	15"	3'-4"	58	7	230	6	48	3	99	4	131	8'-4"	226	12.1	1086	5
6	6'-4"	3'-2"	1'-0"	2'-2"	1'-0"	9"	0.28	7'-8"	208													5'-6"	149	26	#4	15"	3'-8"	64	9	296	7	56	3	99	4	131	8'-4"	226	14.1	1229	6
7	7'-0"	3'-6"	1'-0"	2'-6"	1'-0"	9"	0.32	9'-0"	244	4'-2"	156											6'-6"	176	38	#4	10"	4'-0"	102	10	329	8	64	4	131	4	131	8'-4"	226	16.1	1559	7
8	7'-9"	3'-10"	1'-0"	2'-11"	1'-0"	9"	0.35	10'-4"	280	5'-4"	200											7'-6"	203	38	#6	10"	4'-4"	247	12	394	9	72	4	131	5	164	8'-4"	226	18.1	1917	8
9	8'-6"	4'-3"	1'-0"	3'-3"	1'-0"	9"	0.37	11'-9"	319	6'-7"	247											8'-6"	231	38	#6	10"	4'-9"	271	13	427	10	80	4	131	5	164	8'-4"	226	20.2	2096	9
10	9'-2"	4'-7"	1'-0"	3'-7"	1'-0"	9"	0.41	13'-1"	355	7'-8"	288	6'-9"	345									9'-6"	258	38	#7	10"	5'-1"	395	15	493	11	88	5	164	6	197	8'-4"	226	22.2	2809	10
11	9'-10"	4'-11"	1'-0"	3'-11"	1'-0"	1'-0"	0.44	14'-5"	391	8'-11"	335	8'-1"	413									10'-6"	285	38	#8	10"	5'-5"	550	17	553	12	96	5	164	6	197	8'-4"	226	24.7	3210	11
12	10'-6"	5'-3"	1'-1 1/8"	4'-1 7/8"	1'-0"	1'-0"	0.45	15'-10"	429	10'-1"	379	9'-6"	485									11'-6"	312	38	#9	10"	5'-9"	743	19	624	13	104	6	197	6	197	8'-4"	226	26.7	3696	12
13	11'-2"	5'-7"	1'-2"	4'-5"	1'-3"	1'-3"	0.54	10'-3"	278	11'-2"	419	10'-11"	558	8'-5"	584							12'-6"	339	38	#9	10"	6'-1"	786	20	657	14	112	6	197	7	230	8'-4"	226	32.5	4386	13
14	11' -10"	5'-11"	1'-3 1/8"	4'-7 7/8"	1'-3"	1'-3"	0.57	10'-3"	278	12'-5"	466	12'-4"	630	9'-10"	683							13'-6"	366	38	#9	10"	6'-5"	829	22	723	14	112	7	230	7	230	8'-4"	226	34.9	4773	14
15	12'-6"	6'-3"	1'-4"	4'-11"	1'-6"	1'-3"	0.63	10'-3"	278	13'-7"	510	13'-9"	703	11'-2"	775							14'-6"	393	38	#9	10"	6'-9"	872	24	789	15	120	7	230	8	263	8'-4"	226	40.8	5159	15
16	13'-3"	6'-7"	1'-5"	5'-3"	1'-6"	1'-6"	0.66	10'-3"	278	14'-9"	554	15'-2"	775	12'-8"	879							15'-6"	420	38	#9	10"	7'-2"	926	25	821	16	128	7	230	8	263	8'-4"	226	44.5	5500	16
17	13' -10"	6' -11"	1'-6 1/4"	5'-4 3/4"	1'-6"	1'-6"	0.70	10'-3"	278	15'-11"	598	16'-7"	847	14'-1	978							16'-6"	447	38	#10	10"	7'-5"	1213	27	887	17	136	8	263	8	263	8'-4"	226	47.3	6136	17
18	14'-6"	7'-3"	1'-7"	5'-8"	1'-9"	1'-6"	0.76	10'-3"	278	11'-2"	419	18'-0"	920	15'-5"	1070	9'-7"	815					17'-6"	475	38	#10	10"	7'-9"	1267	29	953	18	144	8	263	9	296	8'-4"	226	54.2	7126	18
19	15'-2"	7'-7"	1'-8 1/8"	5'-10 7/8"	1'-9"	1'-6"	0.79	10'-3"	278	11'-2"	419	19'-5"	992	16'-11"	1174	10'-11"	928					18'-6"	502	38	#10	10"	8'-1"	1322	30	986	18	144	8	263	9	296	8'-4"	226	57.5	7530	19
20	16'-0"	8'-0"	1'-9 1/4"	6'-2 3/4"	1'-9"	1'-6"	0.80	10'-3"	278	11'-2"	419	20'-11"	1069	18'-5"	1278	12'-4"	1048					19'-6"	529	76	#8	5"	8'-6"	1725	32	1051	19	152	9	296	10	329	8'-4"	226	61.3	8400	20
21	16'-6"	8'-3"	1'-10 1/8"	6'-4 7/8"	2'-0"	1'-6"	0.88	10'-3"	278	11'-2"	419	22'-3"	1137	19'-9"	1371	13'-7"	1155					20'-6"	556	76	#8	5"	8'-9"	1776	34	1117	20	160	9	296	10	329	8'-4"	226	68.8	8820	21
22	17'-3"	8'-7"	1'-11 1/4"	6'-8 3/4"	2'-0"	1'-6"	0.91	10'-3"	278	11'-2"	419	12'-2"	622	21'-2"	1469	15'-0"	1275	5'-1"	675			21'-6"	583	76	#8	5"	9'-2"	1860	35	1150	21	168	9	296	10	329	8'-4"	226	72.8	9350	22
23	18'-0"	9'-0"	2'-0 1/8"	6'-11 7/8"	2'-3"	1'-6"	0.95	10'-3"	278	11'-2"	419	12'-2"	622	22'-8"	1574	16'-4"	1388	6'-1"	808			22'-6"	610	76	#8	5"	9'-6"	1928	37	1216	22	176	10	329	11	361	8'-4"	226	81.7	9935	23
24	18'-6"	9'-4"	2'-1 1/4"	7'-0 3/4"	2'-3"	1'-6"	0.99	10'-3"	278	11'-2"	419	12'-2"	622	24'-1"	1672	17'-8"	1502	7'-1"	941			23'-6"	637	76	#9	5"	9'-10"	2541	39	1281	23	184	10	329	11	361	8'-4"	226	85.4	10993	24
25	19'-3"	9'-7"	2'-2 3/8"	7'-5 5/8"	2'-3"	1'-9"	1.03	10'-3"	278	11'-2"	419	12'-2"	622	25'-5"	1764	19'-0"	1615	8'-1"	1074			24'-6"	664	76	#9	5"	10'-1"	2606	40	1314	24	192	10	329	12	394	8'-4"	226	91.0	11497	25
26	20'-0"	10'-0"	2'-3 1/2"	7'-7 1/2"	2'-3"	1'-9"	1.05	10'-3"	278	11'-2"	419	12'-2"	622	27'-0"	1874	20'-5"	1735	9'-1"	1206			25'-6"	692	76	#9	5"	10'-5"	2692	42	1380	25	200	11	361	12	394	8'-4"	226	95.6	12079	26
27	20'-6"	10'-4"	2'-4 5/8"	7'-9 3/8"	2'-3"	1'-9"	1.09	10'-3"	278	11'-2"	419	12'-2"	622	14'-4"	995	21'-9"	1849	10'-1"	1339	17'-0"	2348	26'-6"	719	76	#10	5"	10'-9"	3516	44	1446	26	208	11	361	12	394	8'-4"	226	99.7	14720	27
28	21'-3"	10'-7"	2'-5 3/4"	8'-2 1/4"	2'-3"	1'-9"	1.13	10'-3"	278	11'-2"	419	12'-2"	622	14'-4"	995	23'-0"	1955	11'-1"	1472	18'-4"	2533	27'-6"	746	76	#10	5"	11'-2"	3652	45	1478	27	216	11	361	13	427	8'-4"	226	104.6	15380	28
29	22'-0"	11'-0"	2'-6 1/2"	8'-5 1/2"	2'-6"	1'-9"	1.17	10'-3"	278	11'-2"	419	12'-2"	622	14'-4"	995	24'-5"	2075	12'-1"	1605	19'-10"	2740	28'-6"	773	76	#10	5"	11'-6"	3761	47	1544	28	224	12	394	13	427	8'-4"	226	115.3	16083	29

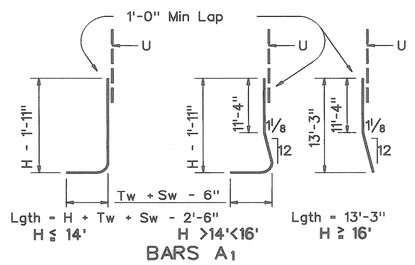

BARS A_1

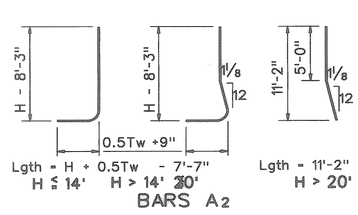

BARS A_2

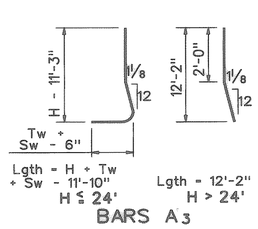

BARS A_3

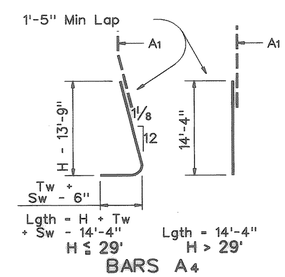

BARS A_4

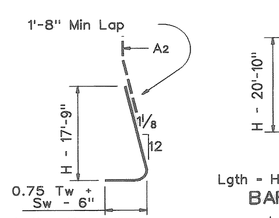

BARS A_5

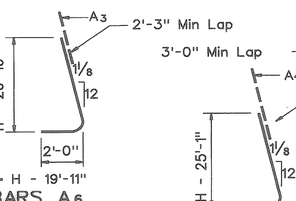

BARS A_6

BARS A_7

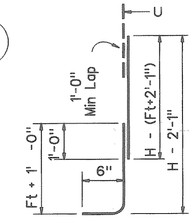

BARS B

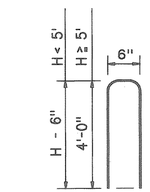

BARS U

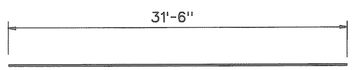

BARS D,H,T

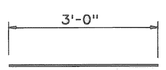

BARS F

GENERAL NOTES:

All concrete to be Class "C".
All reinforcing steel to be Grade 60.
For notes and details not known on this sheet see sheet RW2.
Quantities are based on "H" being average height of panel.
Retaining Walls are designed to be coded as follows on Retaining Wall Layout Sheets.

HC - 21 - 28
LA - 28 - 32

- Panel Length ~ 32' is standard; 28' requires special quantities
- Average Height "H" of panel
- Design - A = no surcharge or slope above wall
  - B = slopes up to 4:1
  - C = traffic surcharge and/or slopes up to 2.5:1
- Footing pressure design ~ L = low, H = high

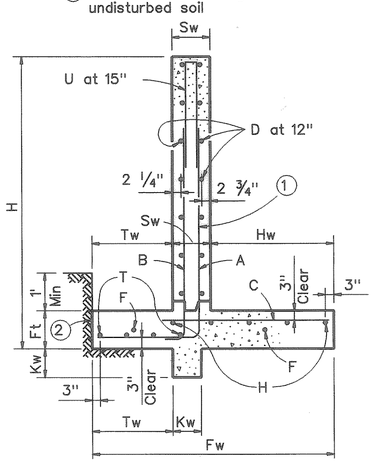

$H \leq 14'$

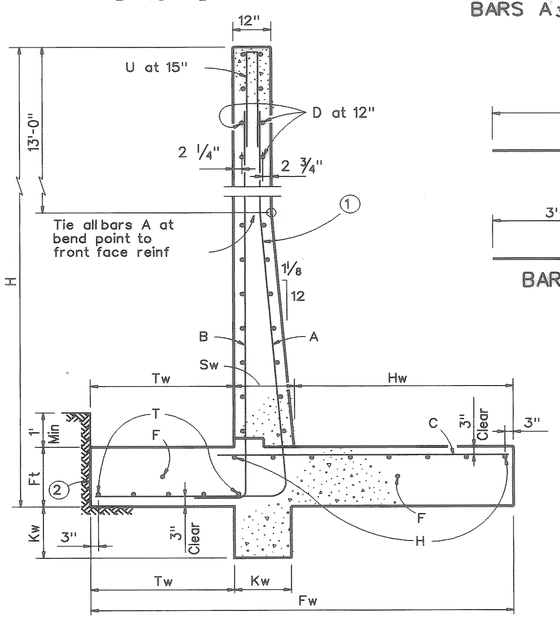

$H > 14'$

SECTIONS

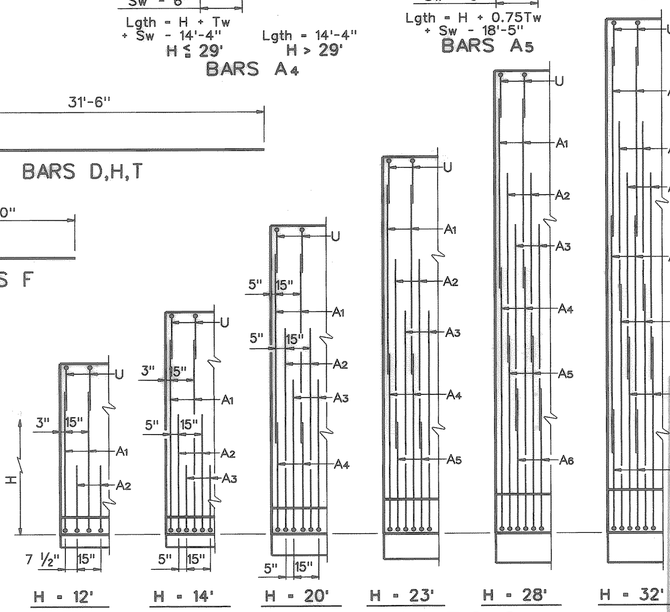

H = 12' H = 14' H = 20' H = 23' H = 28' H = 32'

PARTIAL WALL ELEVATIONS

(Showing vertical reinforcing pattern in back face)

RECORD DRAWINGS

These plans have been prepared using the Construction Contractor Seal Cover. The seal and signature below only signifies that the plans have been revised in accordance with the information provided and does not guarantee that these plans accurately show every detail of the constructed project.

Veronique Sim 4-2-02
Date

Texas Department of Transportation
Bridge Division

RETAINING WALLS

RW 1(L)C

FILE: rwstde07.dgn	DN: TxDOT	CK: TxDOT	DW: GHO	CK: MPM
© TxDOT April 2001	DISTRICT	FEDERAL AID PROJECT		SHEET
REVISIONS				62E
	COUNTY	CONTROL	SECT	JOB	HIGHWAY

DISCLAIMER:
This standard is governed by the "Texas Engineering Practice Act". No warranty of any kind is made by TxDOT for any purpose whatsoever. TxDOT assumes no responsibility for the conversion of this standard to other formats or for incorrect results or damages resulting from its use.

PATH:
LEVELS DISPLAYED