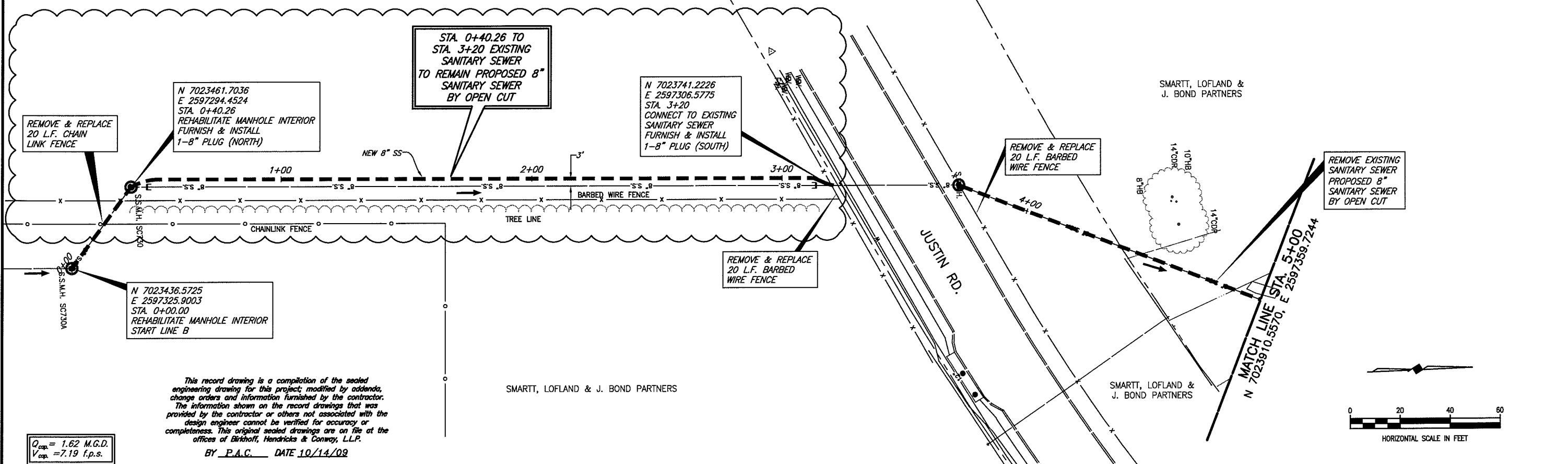


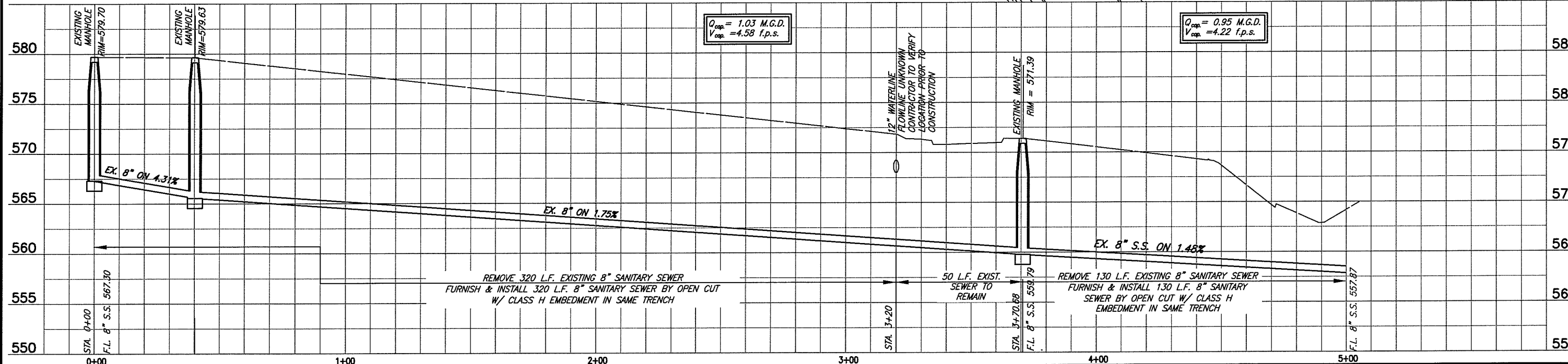
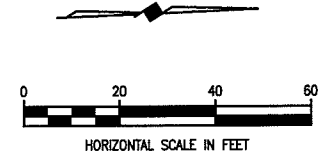
SMARTT, LOFLAND & J. BOND PARTNERS



This record drawing is a compilation of the sealed engineering drawing for this project; modified by addenda, change orders and information furnished by the contractor. The information shown on the record drawings that was provided by the contractor or others not associated with the design engineer cannot be verified for accuracy or completeness. This original sealed drawings are on file at the offices of Birkhoff, Hendricks & Conway, L.L.P.

BY P.A.C. DATE 10/14/09


$Q_{cap} = 1.62$  M.G.D.  
 $V_{cap} = 7.19$  f.p.s.



$Q_{cap} = 1.03$  M.G.D.  
 $V_{cap} = 4.58$  f.p.s.

$Q_{cap} = 0.95$  M.G.D.  
 $V_{cap} = 4.22$  f.p.s.

**BIRKHOFF, HENDRICKS & CONWAY, L.L.P.**  
CONSULTING ENGINEERS  
11910 Greenville Ave., Suite 600  
Dallas, Texas  
(214) 361-7900



*[Signature]*  
2/23/09

**CITY OF ROCKWALL, TEXAS**  
SQUABBLE CREEK INTERCEPTOR, PHASE II REHABILITATION  
SQUABBLE CREEK SANITARY SEWER LINE  
PLAN AND PROFILE  
STA. 0+00 TO STA. 5+00 (LINE B)

BHC  
PROJECT NO.  
2008-130

SHEET NO.

6

February, 2009

These plans and related specifications were prepared for construction of this specific project only. Reuse of these documents is not permitted without written authorization of Birkhoff, Hendricks, & Conway, L.L.P.