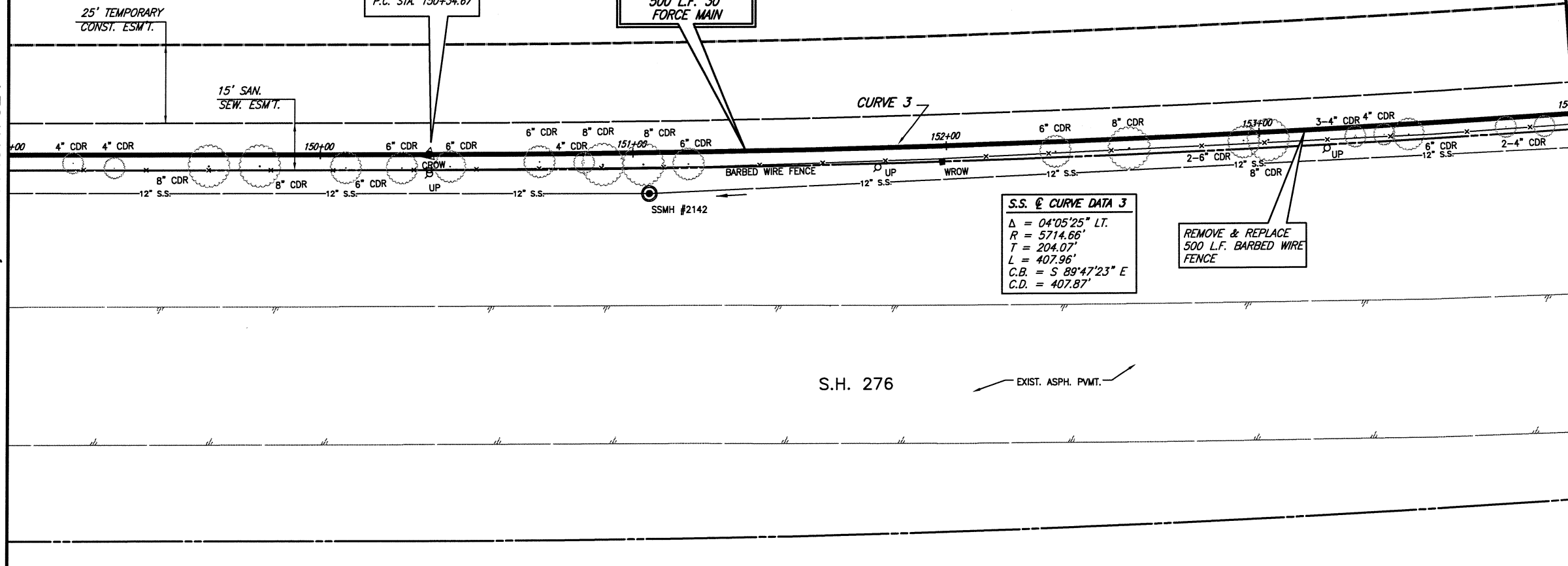


CARROLLTON VENTURE NO. ONE, L.P.  
VOL. 4663, PG. 281  
65.96 AC.

This record drawing is a compilation of the sealed engineering drawing for this project, modified by addenda, change orders and information furnished by the contractor. The information shown on the record drawings that was provided by the contractor or others not associated with the design engineer cannot be verified for accuracy or completeness. This original sealed drawings are on file at the offices of Birkhoff, Hendricks & Carter, L.L.P.  
BY PAC DATE 03/05/12

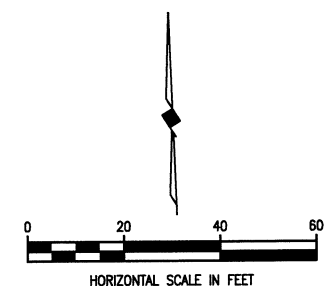
MATCH LINE STA. 149+00  
N 7019073.6402, E 2600487.7824

MATCH LINE STA. 154+00  
N 7019065.6373, E 2600987.6058



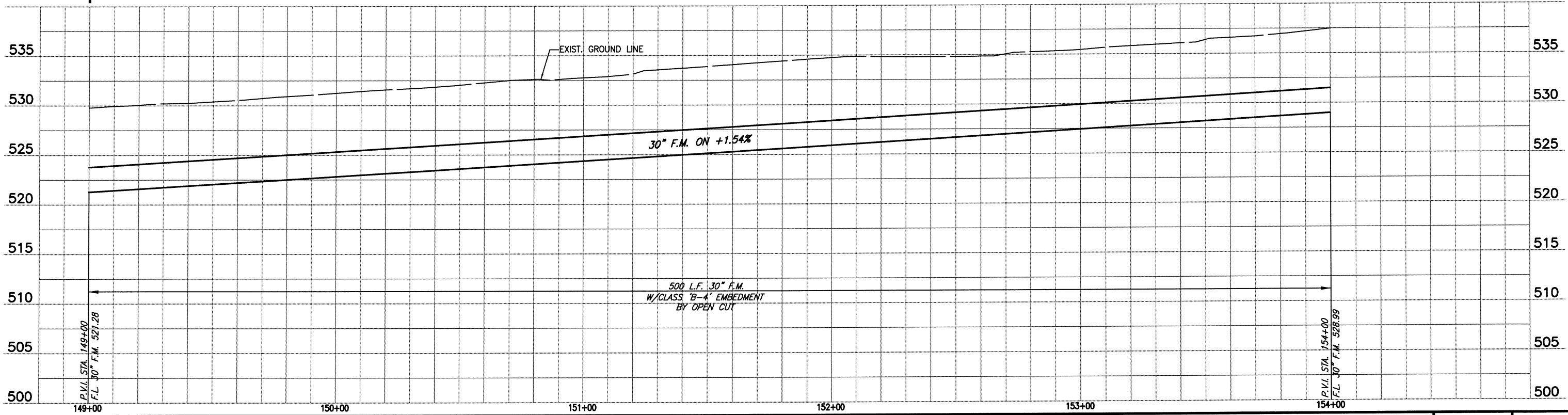
**S.S. @ CURVE DATA 3**  
 $\Delta = 04^{\circ}05'25''$  LT.  
 $R = 5714.66'$   
 $T = 204.07'$   
 $L = 407.96'$   
 $C.B. = S 89^{\circ}47'23'' E$   
 $C.D. = 407.87'$

REMOVE & REPLACE  
500 L.F. BARBED WIRE  
FENCE



**LEGEND**  
 PROPOSED TREE REMOVAL

S.H. 276  
EXIST. ASPH. PVMT.



<p><b>BIRKHOFF, HENDRICKS &amp; CARTER, L.L.P.</b>          PROFESSIONAL ENGINEERS          Texas Firm F526          11910 Greenville Ave., Suite 600          Dallas, Texas (214) 361-7900</p>			<p><b>CITY OF ROCKWALL, TEXAS</b>          SQUABBLE CREEK FORCE MAIN</p>	<p>BHC          PROJECT NO.          2007-110</p>	<p>SHEET NO.  <b>17</b></p>
			<p><b>PLAN AND PROFILE</b>          STA. 149+00 TO STA. 154+00</p>	<p>November, 2010</p>	

These plans and related specifications were prepared for construction of this specific project only. Reuse of these documents is not permitted without written authorization of Birkhoff, Hendricks & Carter, L.L.P.