

These plans and related specifications were prepared for construction of this specific project only. Reuse of these documents is not permitted without written authorization of Birkhoff, Hendricks & Conway, L.L.P.

N 7036784.7081  
E 2599447.2683  
P.I. STA. 45+90.31  
 $\Delta = 90^{\circ}00'00"$  RT.  
FURNISH & INSTALL  
1-12"x12"x12" CROSS  
1-12"x6" REDUCER  
1-6" GATE VALVE  
2-12" GATE VALVE  
6 L.F. 6" WATERLINE  
1- FIRE HYDRANT  
1-12" PLUG

FURNISH & INSTALL:  
12-INCH WATERLINE

N 7036790.4669  
E 2599718.8948  
STA. 48+62  
FURNISH & INSTALL:  
8 L.F. 2" WATER SERVICE  
ASSEMBLY


N 7036791.5704  
E 2599766.8818  
P.I. STA. 49+10  
FURNISH & INSTALL  
1-12"x6" TEE  
1-6" GATE VALVE  
6 L.F. 6" WATERLINE  
1- FIRE HYDRANT

N 7036791.2724  
E 2599756.8862  
P.I. STA. 49+00  
 $\Delta = 00^{\circ}29'35"$  LT.  
PULL PIPE

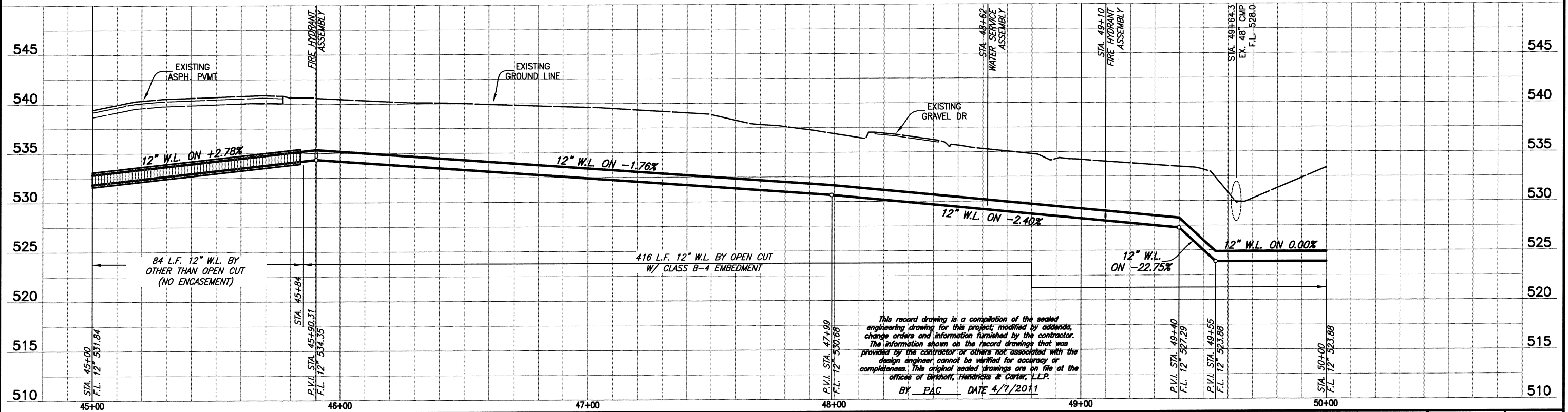
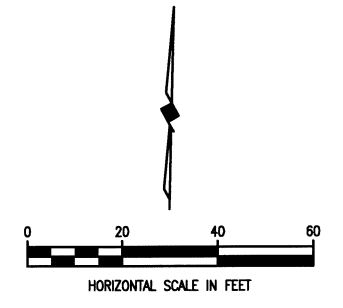
STA. 45+00 TO STA. 45+84  
FURNISH & INSTALL  
84 L.F. 12" W.L. BY OTHER THAN  
OPEN CUT (NO ENCASEMENT)

MATCH LINE STA. 50+00  
N 7036794.2525, E 2599856.8418

**LEGEND**


 REMOVE TREE  
(NO PAY ITEM)


**CAUTION!!**  
MT. ZION WSC WATERLINE IN AREA.  
CONTACT DWIGHT LINDOP AT  
972-670-9091 FOR LOCATES PRIOR  
TO EXCAVATING IN THIS AREA.



FIELD CHANGE NO. 1 - NOVEMBER 17, 2009

**BIRKHOFF, HENDRICKS & CONWAY, L.L.P.**  
PROFESSIONAL ENGINEERS  
Texas Firm F526  
11910 Greenville Ave., Suite 600  
Dallas, Texas (214) 361-7900





**CITY OF ROCKWALL, TEXAS**  
QUAIL RUN WATER LINE  
PLAN-PROFILE STA. 45+00 TO STA. 50+00

BHC PROJECT NO. 2007-129  
April, 2011  
SHEET NO. 29