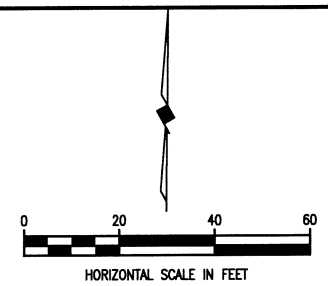


STONE CREEK BALANCE LTD.
VOL. 5010, PG. 267
128.08 AC.



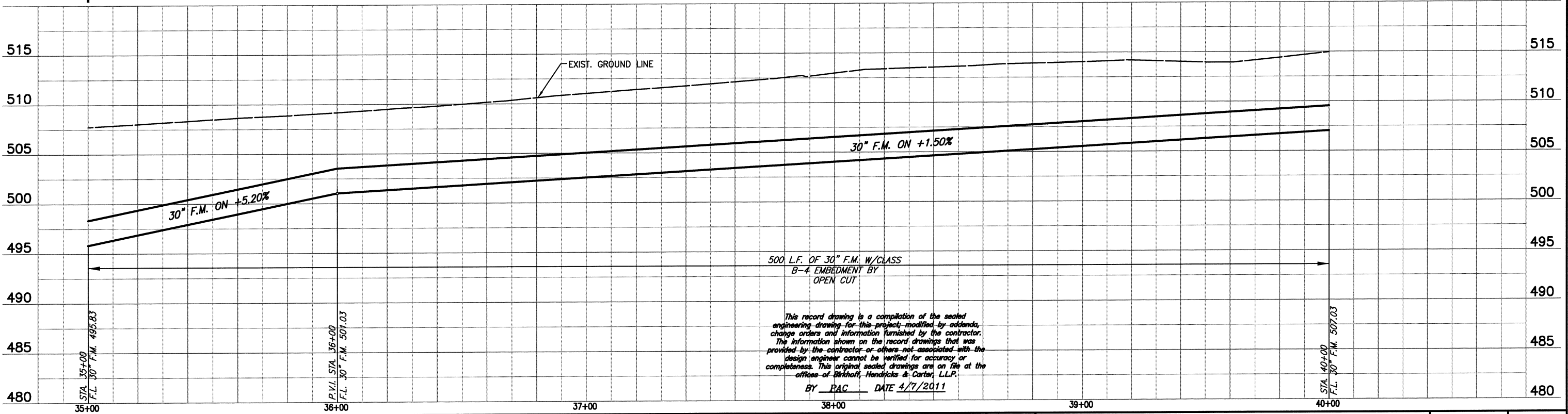
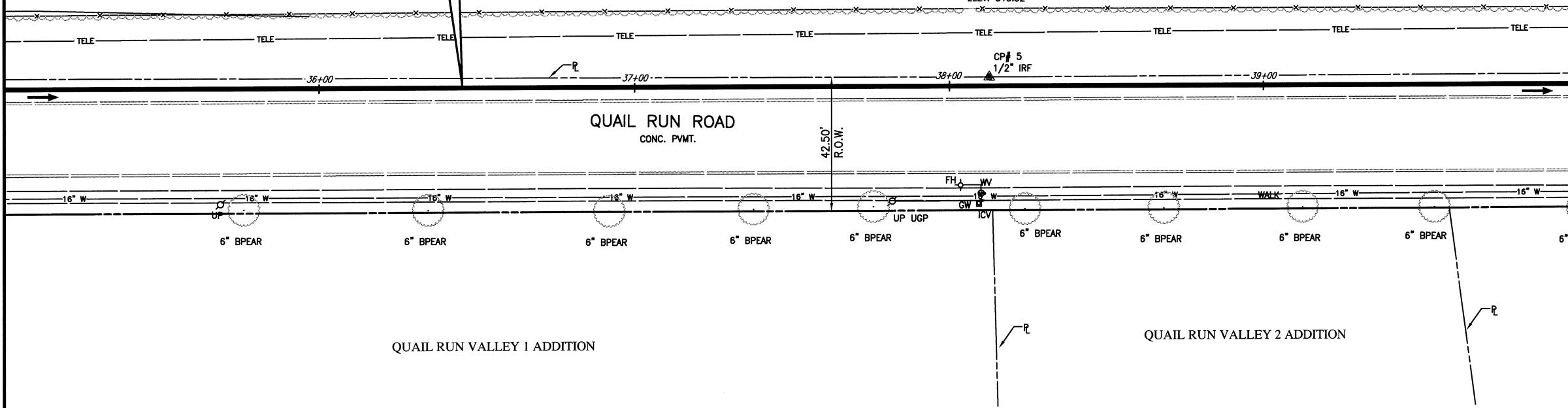
MATCH LINE STA. 35+00
N 7035056.7156, E 2594566.3800

N 7035060.3201, E 2595066.3670
MATCH LINE STA. 40+00

FURNISH & INSTALL
500 L.F. 30"
FORCE MAIN

CP # 5
1/2" IRON ROD
N 7035061.8211
E 2594879.0975
ELEV. 513.52

CP # 5
1/2" IRF



500 L.F. OF 30" F.M. W/CLASS
B-4 EMBEDMENT BY
OPEN CUT


This record drawing is a compilation of the sealed
engineering drawing for this project, modified by addenda,
change orders and information furnished by the contractor.
The information shown on the record drawings that was
provided by the contractor or others not associated with the
design engineer cannot be verified for accuracy or
completeness. This original sealed drawings are on file at the
offices of Birkhoff, Hendricks & Carter, L.L.P.

BY PAC DATE 4/7/2011

These plans and related specifications were prepared for construction of this specific project only. Reuse of these documents is not permitted without written authorization of Birkhoff, Hendricks, & Conway, L.L.P.

FIELD CHANGE NO. 1 - NOVEMBER 17, 2009

BIRKHOFF, HENDRICKS & CONWAY, L.L.P.
PROFESSIONAL ENGINEERS
Texas Firm F526
11910 Greenville Ave., Suite 600
Dallas, Texas 75243 (214) 361-7900



Paul A. Carline
11/16/9

CITY ROCKWALL, TEXAS
SQUABBLE CREEK
30 INCH FORCE MAIN
PLAN AND PROFILE
STA. 35+00 TO STA. 40+00

BHC
PROJECT NO.
2007-110
July 2009

SHEET NO.
10