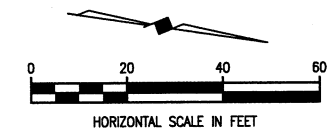


THE CAMBRIDGE COMPANIES, INC.  
VOL. 99, PG. 1022  
120.989 AC.

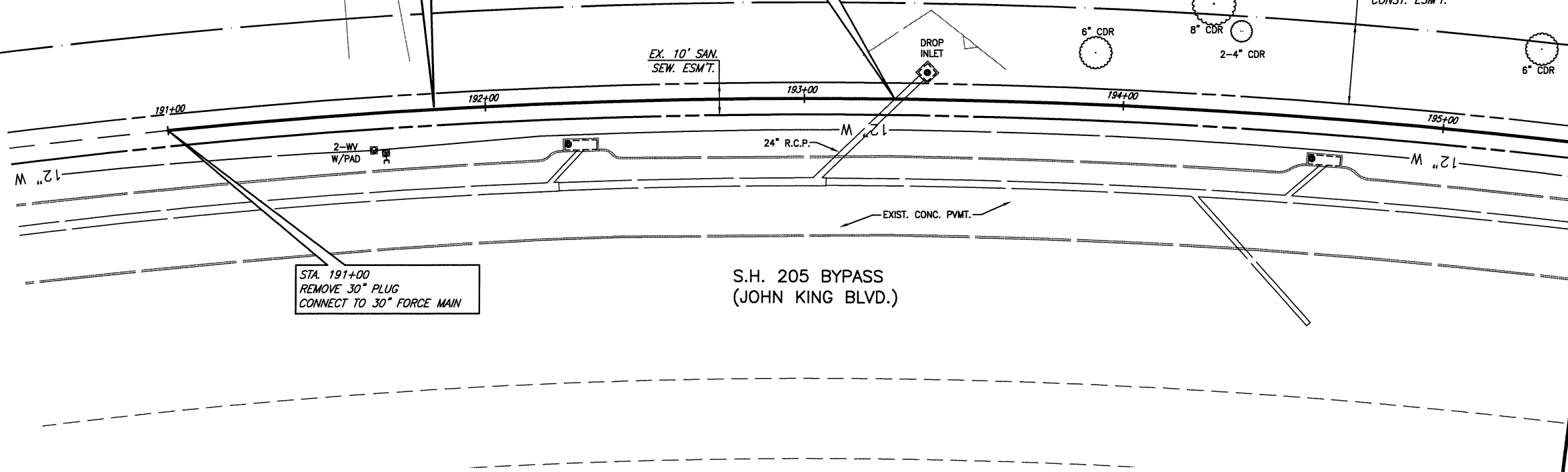


**S.S. & CURVE DATA 4**  
 $\Delta = 20'19'45''$  RT.  
 $R = 2015.00'$   
 $T = 361.27'$   
 $L = 714.94'$   
 $C.B. = N 10'30'16'' W$   
 $C.D. = 711.20'$

FURNISH & INSTALL  
450 L.F. 30"  
FORCE MAIN

SUPPORT  
EXISTING 24" RCP

25' TEMPORARY  
CONST. ESM'T.

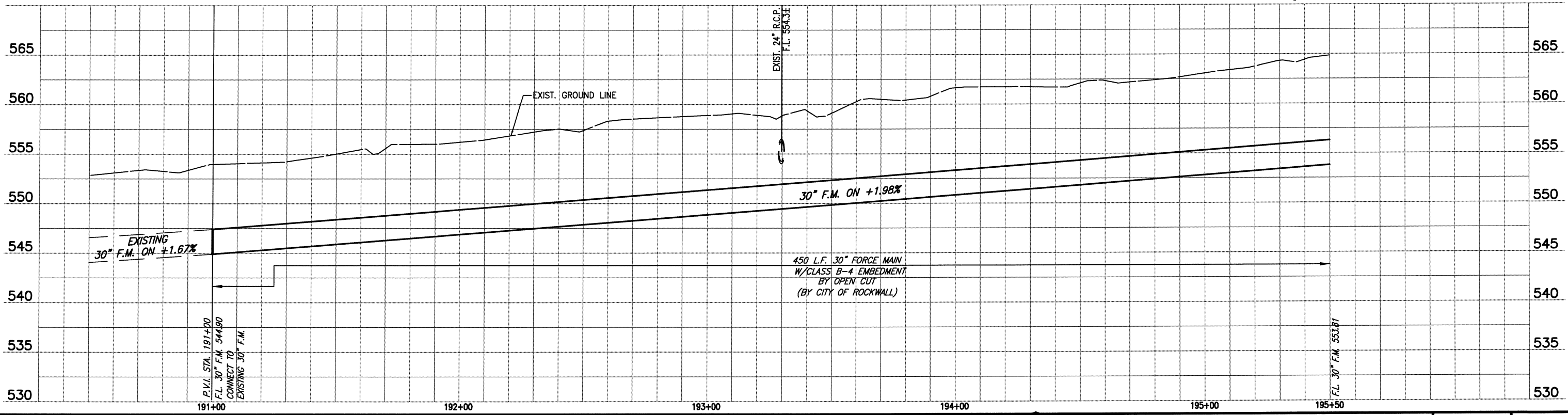


STA. 191+00  
REMOVE 30" PLUG  
CONNECT TO 30" FORCE MAIN

S.H. 205 BYPASS  
(JOHN KING BLVD.)


N 7021743.7521, E 2602713.8963  
MATCH LINE STA. 195+50

This record drawing is a compilation of the sealed engineering drawing for this project, modified by addenda, change orders and information furnished by the contractor. The information shown on the record drawings that was provided by the contractor or others not associated with the design engineer cannot be verified for accuracy or completeness. This original sealed drawings are on file at the offices of Birkhoff, Hendricks & Carter, L.L.P.  
BY PAC DATE 03/05/12



These plans and related specifications were prepared for construction of this specific project only. Reuse of these documents is not permitted without written authorization of Birkhoff, Hendricks, & Carter, L.L.P.


**BIRKHOFF, HENDRICKS & CARTER, L.L.P.**  
 PROFESSIONAL ENGINEERS  
 Texas Firm F526  
 11910 Greenville Ave., Suite 600  
 Dallas, Texas (214) 361-7900



*12/7/09*

**CITY OF ROCKWALL, TEXAS**  
 SQUABBLE CREEK FORCE MAIN  
**PLAN AND PROFILE**  
 STA. 191+00 TO STA. 195+50

BHC  
 PROJECT NO.  
 2007-110  
 December, 2009

SHEET NO.  
**2**