

BIRKHOFF, HENDRICKS AND CONWAY, L.L.P.
CONSULTING ENGINEERS
DALLAS, TEXAS

Date: 16-Oct-02
Job Code: 2001180

CB&I Water (3)
 9550 Hickman Road
 Clive Iowa 50325

Attention: Mr. Jim McCombs


Re: City of Rockwall, Texas
 Springer Road Elevated Storage Tank

We are transmitting herewith two copies of the submittal data furnished by Hanson Pipe and Products
 These copies have been reviewed and marked as follows:

No. Sheets	Dwg. Description	Explanation				
		No Exceptions Taken	Rejected	Make Corrections Noted	Revise and Resubmit	Submit Specified Items
K	RCCP Under Tank Foundation	<input checked="" type="checkbox"/>	<input type="checkbox"/>	<input type="checkbox"/>	<input type="checkbox"/>	<input type="checkbox"/>
		<input type="checkbox"/>	<input type="checkbox"/>	<input type="checkbox"/>	<input type="checkbox"/>	<input type="checkbox"/>
		<input type="checkbox"/>	<input type="checkbox"/>	<input type="checkbox"/>	<input type="checkbox"/>	<input type="checkbox"/>
		<input type="checkbox"/>	<input type="checkbox"/>	<input type="checkbox"/>	<input type="checkbox"/>	<input type="checkbox"/>
		<input type="checkbox"/>	<input type="checkbox"/>	<input type="checkbox"/>	<input type="checkbox"/>	<input type="checkbox"/>
		<input type="checkbox"/>	<input type="checkbox"/>	<input type="checkbox"/>	<input type="checkbox"/>	<input type="checkbox"/>
		<input type="checkbox"/>	<input type="checkbox"/>	<input type="checkbox"/>	<input type="checkbox"/>	<input type="checkbox"/>
		<input type="checkbox"/>	<input type="checkbox"/>	<input type="checkbox"/>	<input type="checkbox"/>	<input type="checkbox"/>
		<input type="checkbox"/>	<input type="checkbox"/>	<input type="checkbox"/>	<input type="checkbox"/>	<input type="checkbox"/>
		<input type="checkbox"/>	<input type="checkbox"/>	<input type="checkbox"/>	<input type="checkbox"/>	<input type="checkbox"/>
		<input type="checkbox"/>	<input type="checkbox"/>	<input type="checkbox"/>	<input type="checkbox"/>	<input type="checkbox"/>
		<input type="checkbox"/>	<input type="checkbox"/>	<input type="checkbox"/>	<input type="checkbox"/>	<input type="checkbox"/>
		<input type="checkbox"/>	<input type="checkbox"/>	<input type="checkbox"/>	<input type="checkbox"/>	<input type="checkbox"/>
		<input type="checkbox"/>	<input type="checkbox"/>	<input type="checkbox"/>	<input type="checkbox"/>	<input type="checkbox"/>
		<input type="checkbox"/>	<input type="checkbox"/>	<input type="checkbox"/>	<input type="checkbox"/>	<input type="checkbox"/>
		<input type="checkbox"/>	<input type="checkbox"/>	<input type="checkbox"/>	<input type="checkbox"/>	<input type="checkbox"/>
		<input type="checkbox"/>	<input type="checkbox"/>	<input type="checkbox"/>	<input type="checkbox"/>	<input type="checkbox"/>
		<input type="checkbox"/>	<input type="checkbox"/>	<input type="checkbox"/>	<input type="checkbox"/>	<input type="checkbox"/>
		<input type="checkbox"/>	<input type="checkbox"/>	<input type="checkbox"/>	<input type="checkbox"/>	<input type="checkbox"/>

Remarks:

By copy of this letter we are returning two copies of the submittal to Mr. Chuck Todd, P.E., City of Rockwall

By: 
 Paul A. Carline, P.E.

Checking of shop drawings by Birkhoff, Hendricks and Conway, L.L.P. is only for general conformance with the design concept of the project and general compliance with the information given in the contract documents. Any action shown is subject to the requirements of the plans and specifications. Contractor is responsible for: dimensions which shall be confirmed and correlated at the job site; fabrication processes and techniques of construction, coordination of his work with that of all other trades; and performing his work in a safe and satisfactory manner.

CB&I Water

a division of CB&I Constructors, Inc.

9550 Hickman Road * Clive, IA 50325-5316 * (515)254-9228

DATE: October 15, 2002

TO: Birkhoff, Hendricks & Conway
7502 Greenville Ave, Suite 220
Dallas, TX 75231

ATTN: Paul Carline

DESCRIPTION: 2000 MG CET 97' DIA X 40'HR X 52' TWR

LOCATION: ROCKWALL, TX

CB&I CONTRACT: 137719

TRANSMITTAL: 4

Enclosed are: Submittals For Approval

Drawing #	Revision	Description	Copies
		Concrete Pipe Under Tank Foundation	6

Remarks :
1. Please return 2 copies.
**2. Due to schedule requirements, we request this
submittal be returned as soon as possible.**

Copies: D. SELLERS-CNR
J. MCCOMBS
G. SCHRODER

BY **Jim McCombs**
Email: JMcCombs@chicagobridge.com

BAC



RECEIVED OCT 14 2002

Hanson Pipe & Products, Inc.
1003 N. MacArthur Blvd.
Grand Prairie
TX 75050

Tel 972-262-3600
Fax 972-264-6236

October 11, 2002

S.Y.B. Construction
Springer Road
Rockwall, Texas

Attention: Mr. Randy Bennett

SUBJECT: ROCKWALL, TEXAS
Springer Road Elevated Storage Tank
Hanson Job No. 02-145B

<input checked="" type="checkbox"/> NO EXCEPTIONS TAKEN	<input type="checkbox"/> MAKE CORRECTIONS NOTED
<input type="checkbox"/> REJECTED	<input type="checkbox"/> REVISE AND RESUBMIT
<input type="checkbox"/> SUBMIT SPECIFIED ITEM	

Checking is only for general conformance with the design concept of the project and general compliance with the information given in the contract documents. Any action shown is subject to the requirements of the plans and specifications. Contractor is responsible for dimensions which shall be confirmed and controlled at the job site; fabrication processes and techniques of construction, coordination of his work with that of all other trades and performing his work in a safe and satisfactory manner.

BIRKHOFF, HENDRICKS & CONWAY, L.L.P.
CONSULTING ENGINEERS, DALLAS, TEXAS

Date: 10/16/02 By: PAC

Gentlemen:

Enclosed are one copies of our drawings No. 02-145B, sheets 5A and D2-D3 that show the material we plan to furnish for the portion under the tank of subject project. Please review these drawings at your earliest convenience and submit the necessary number of copies to the consulting engineer for his review and approval. We ask that one copy be returned to us indicating both yours and the consulting engineer's approval and any comments either of you may have.

Please note that the remainder of the job will follow shortly.

Please feel free to call on us whenever we may be of further service.

CB & I CONSTRUCTORS, INC.	
REVIEW FOR CONFORMANCE TO PLANS & SPECIFICATIONS	
BY	<u>Greg A. Mohr</u>
TITLE	<u>Design Engineer</u>
DATE	<u>10/15/02</u>
COMPLIES	<u>Yes</u>
EXCEPTIONS NOTED	<u>None</u>

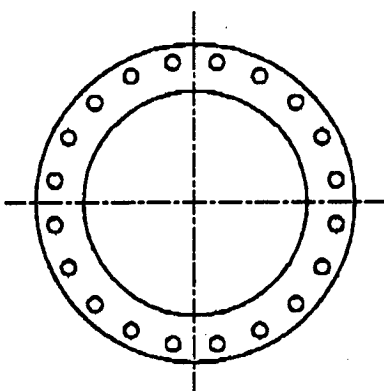
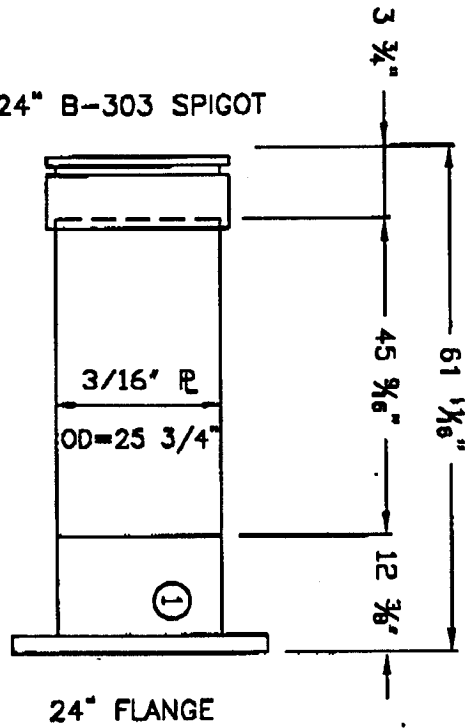
Best regards,
Hanson Pipe & Products, Inc.

Paul Head
Paul Head
Engineering

Enclosures
CC: Baugh & Associates

NO.	REV.	DATE	REVISION	DR. BY: PNH	CHECKED: PNH	DATE: 10-11-02	FITTINGS	Hanson Pipe & Products, Inc.
							ROCKWALL, TEXAS	DRG. NO. 02-145B
								SHEET D2

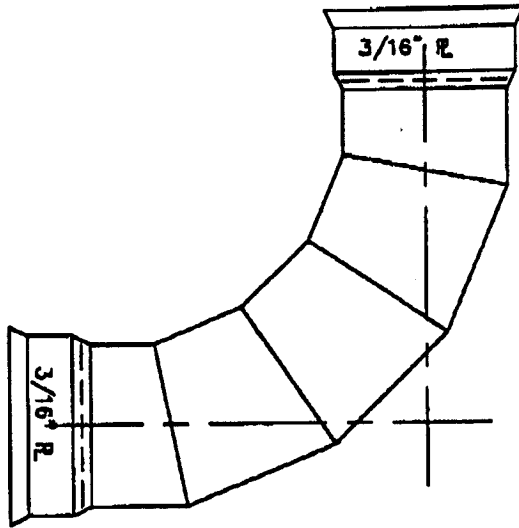
24" B-303 SPIGOT x 24" FLANGE ADAPTOR
A1



A1 FLANGE VIEW

① 3/16" R x 12" NP
OD=25 3/4"

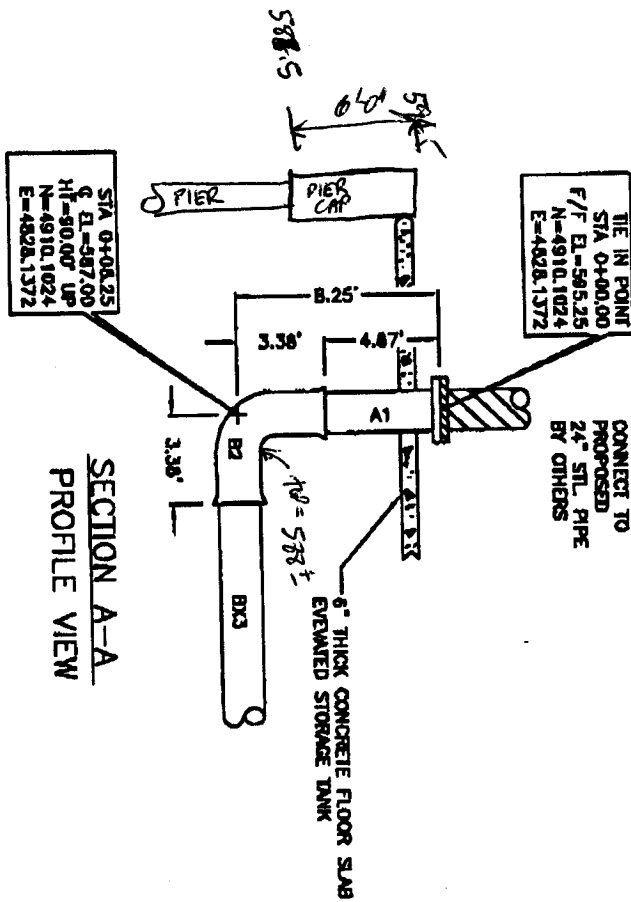
NOTE: FLANGES 10" THROUGH 48" SHALL HAVE THE MORTAR COATING DELETED FOR 5" BEHIND THE FLANGE. EXPOSED CYLINDER IN THIS AREA AND THE FLANGE FACE IS TO BE COATED w/HOUGHTON "RUST VETO 344".



PC. NO. B2 D= 24" OD C/L= 25 3/4" TYPE 3
 RADIUS= 30.75" TANGENT= 30.75" PLATE= 3/16" ANGLE= 90.00°
 LEG1 LEG2 CUT ANGLE= 11.250°
 L= 3.38" L= 3.38" FULL CUTS= 4
 X= 5.31" Y= 5.31" OVERALL CAN LENGTH= 59 9/16"
 BEVEL= BEVEL= DISTANCE FROM END TO EA. CUT
 JOINT TYPE: B-303 BELL JOINT TYPE: B-303 BELL
 LENGTH= 4 1/2" LENGTH= 4 1/2" 1) 0" 14" 21 1/8" 38 7/16" 45 9/16"
 BACKUP RING: BACKUP RING: 2) 20 1/4" 11 7/16" 23 11/16" 35 7/8" 48 1/8"
 RING ID= RING ID= 3) 40 7/16" 8 7/8" 26 1/4" 33 5/16" 50 11/16"
 RING OD= RING OD= CHECK LENGTH= 40 9/16" CHECK LENGTH= 40 9/16"

DISTANCE AROUND CIR.	CUT1	CUT2	CUT3	CUT4
1) 0°	14"	21 1/8"	38 7/16"	45 9/16"
2) 20 1/4°	11 7/16"	23 11/16"	35 7/8"	48 1/8"
3) 40 7/16°	8 7/8"	26 1/4"	33 5/16"	50 11/16"

No. DT		DATE		REVISED		ENGR. NO. PNH		CHECKED		DATE 10-11-02		FITTINGS		ROCKWALL, TEXAS		Hanson Pipe & Products, Inc.		DWG. NO. 02-145B		SHEET 03	
--------	--	------	--	---------	--	---------------	--	---------	--	---------------	--	----------	--	-----------------	--	------------------------------	--	------------------	--	----------	--



NO.	BY	DATE
REVISION		

DR. NO.	PK. NO.	DATE
ROCKWALL, TEXAS		

NOTE: SEE GENERAL INFORMATION SHEETS FOR FIELD INSTALLATION INSTRUCTIONS

MATERIALS LIST			
PC. No.	QTY	DESCRIPTIONS	DEL. SH. NO.
A1	1	24" ADAPTOR STD	B2
B2	1	24" B303 4-CUT BEND 90.00'	B3
CONTINUED ON SH. 5			
CLASS			
24" B303 CL. 150			

Hanson Pipe & Products, Inc.
 DATE: 02-14-83 SHEET: 5A