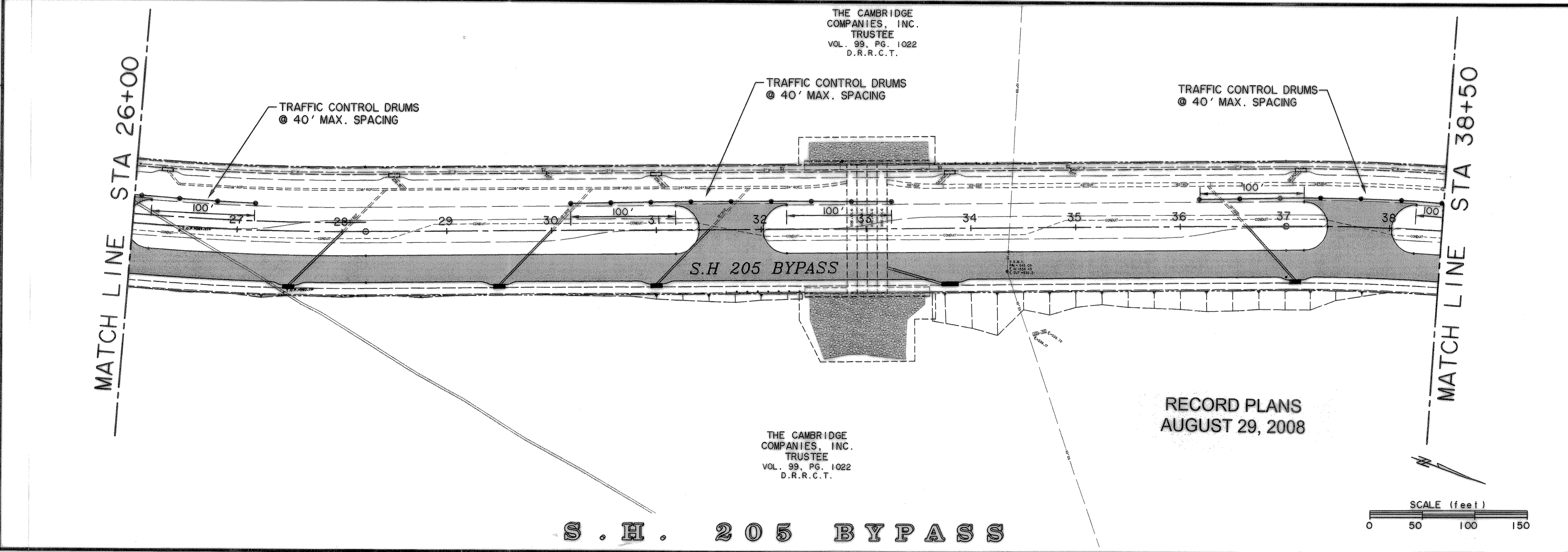
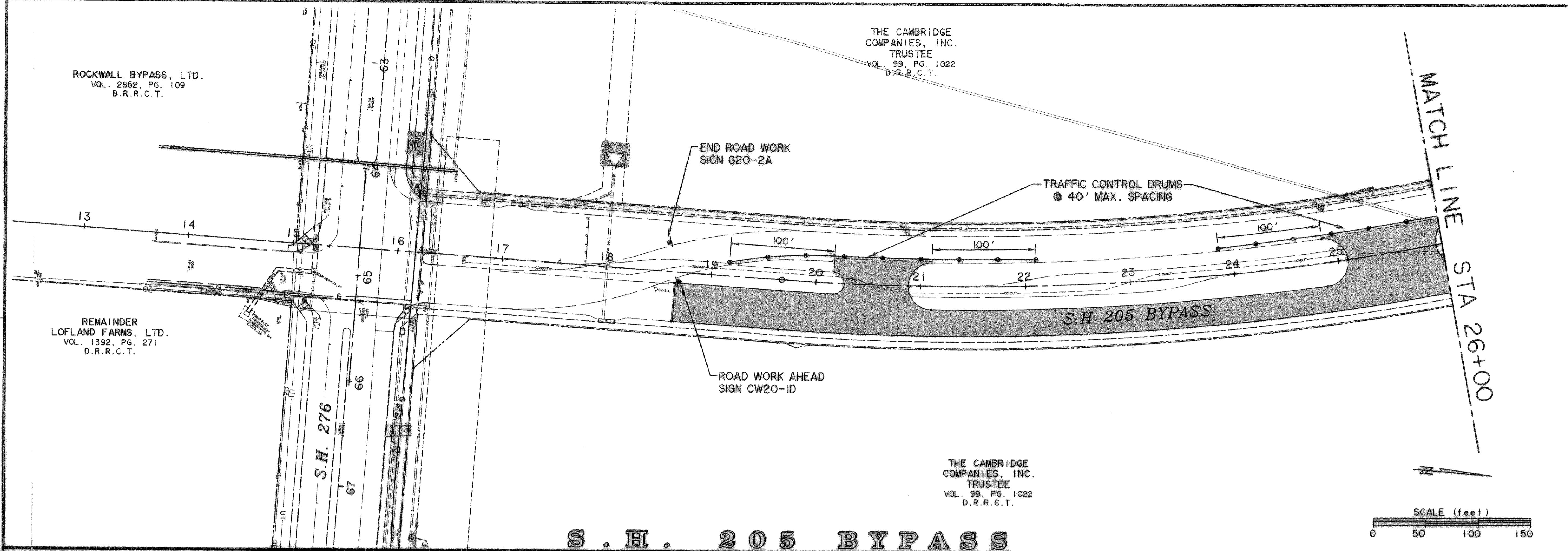
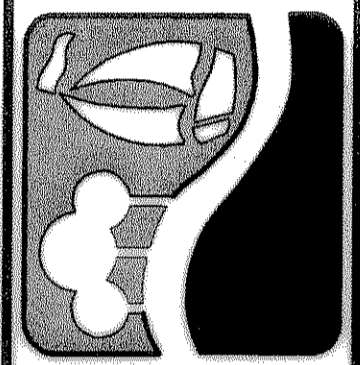


TIME 12:28 FILE: Traffic2Phase2-04141.dwg




RECORD PLANS  
AUGUST 29, 2008

PREPARED BY:  
**WIA WIER & ASSOCIATES, INC.**  
 ENGINEERS SURVEYORS LAND PLANNERS  
 4300 BELLEVUE PLACE SUITE 130 ARLINGTON, TEXAS 76018 METRO (817)467-7700  
 1390 U.S. HIGHWAY 287 N. SUITE 101 WAKESFIELD, TEXAS 76063 METRO (817)477-8700  
 8849 ELM STREET FRISCO, TEXAS 75034 METRO (214)387-8000  
 www.wierassociates.com



PHASE II S.H. 205 BYPASS  
 FROM S.H. 276 TO INTERSTATE 30  
 PHASE "A" TRAFFIC CONTROL  
 PLAN  
 STA 13+50± TO 38+50



COPYRIGHT ©  
 WIER & ASSOCIATES, INC.  
 LAST SHEET EDIT  
 DATE 12-07-2007  
 WA# 04141  
 SHEET NO.  
 T101