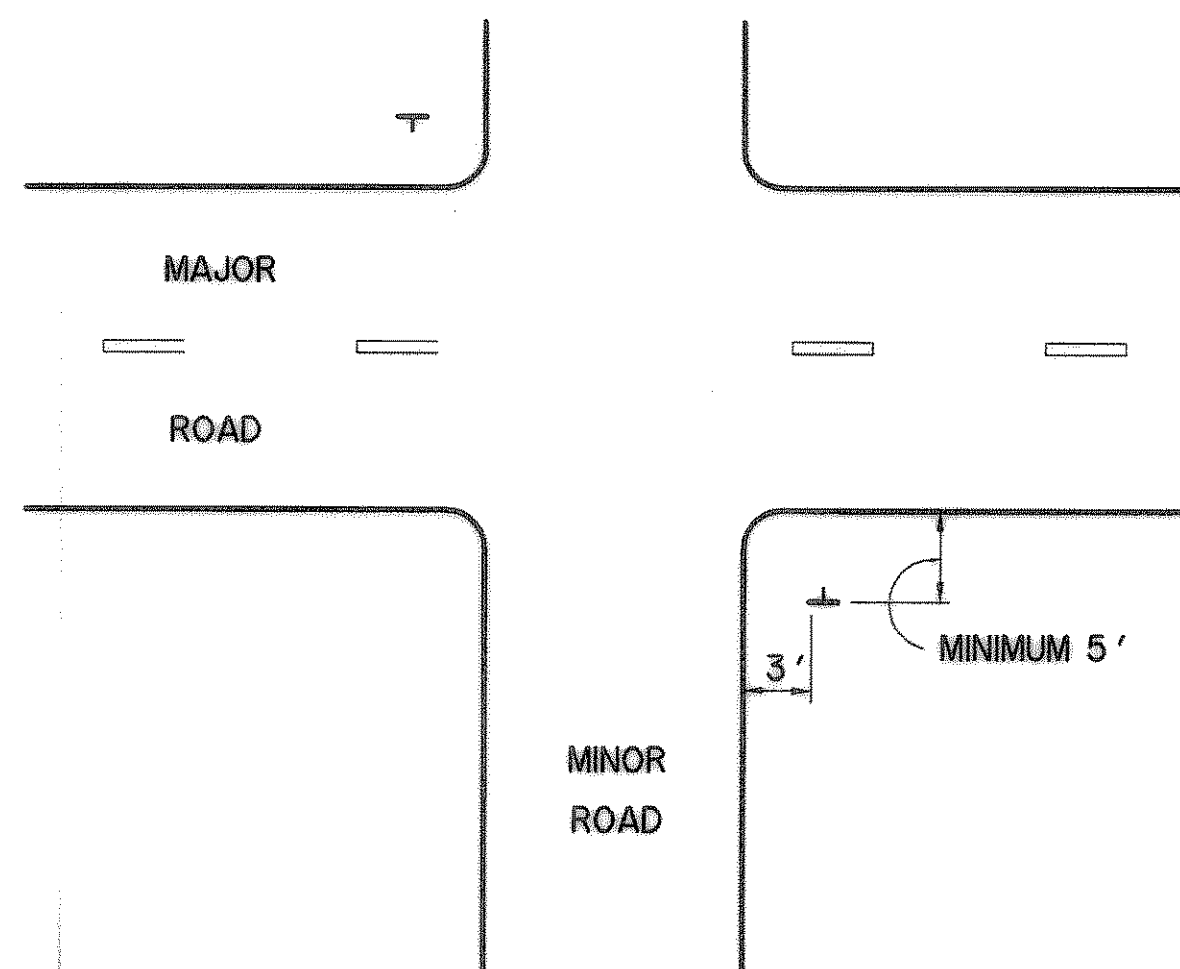
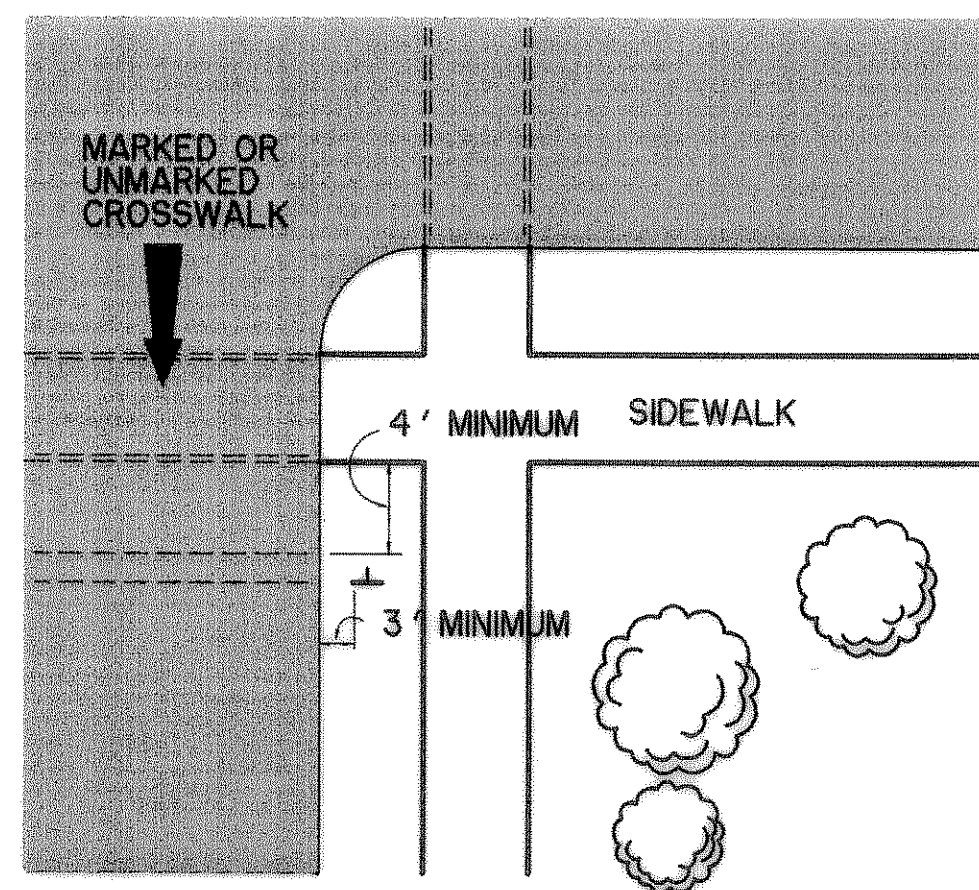


DIVISION ISLAND



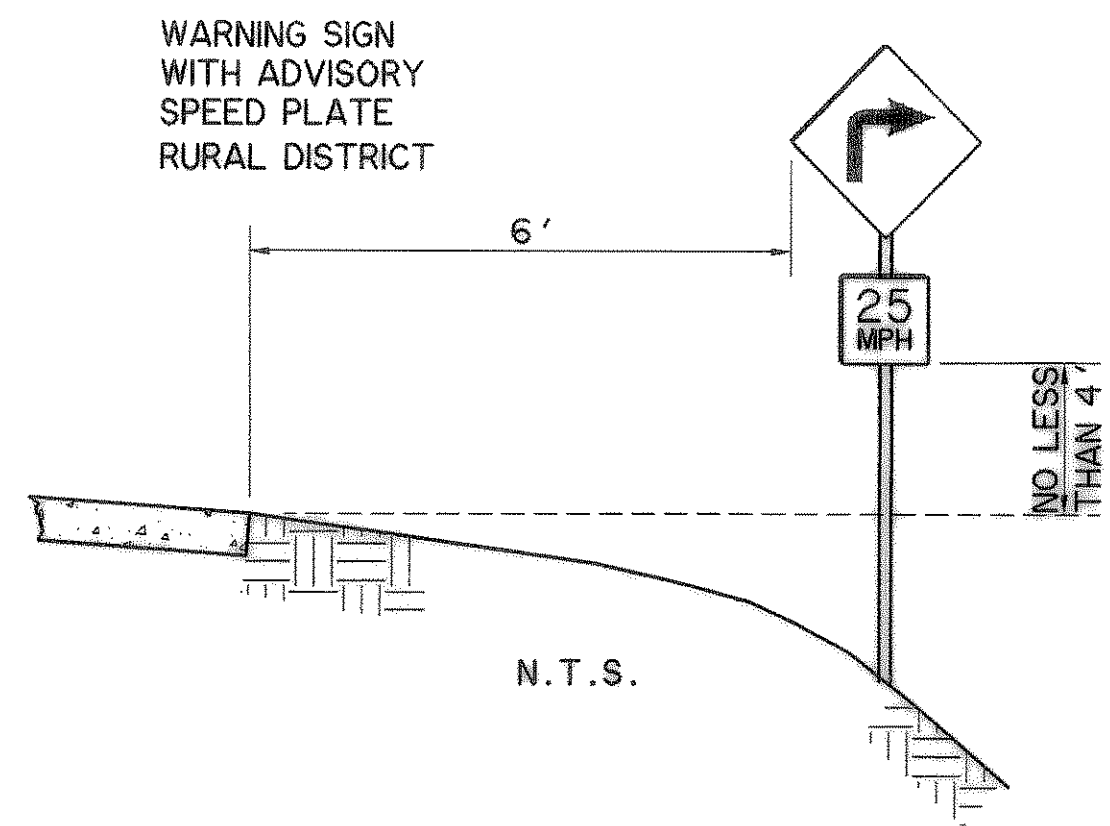
URBAN CROSS ROAD
N.T.S.

STREET SIGN PLACEMENT

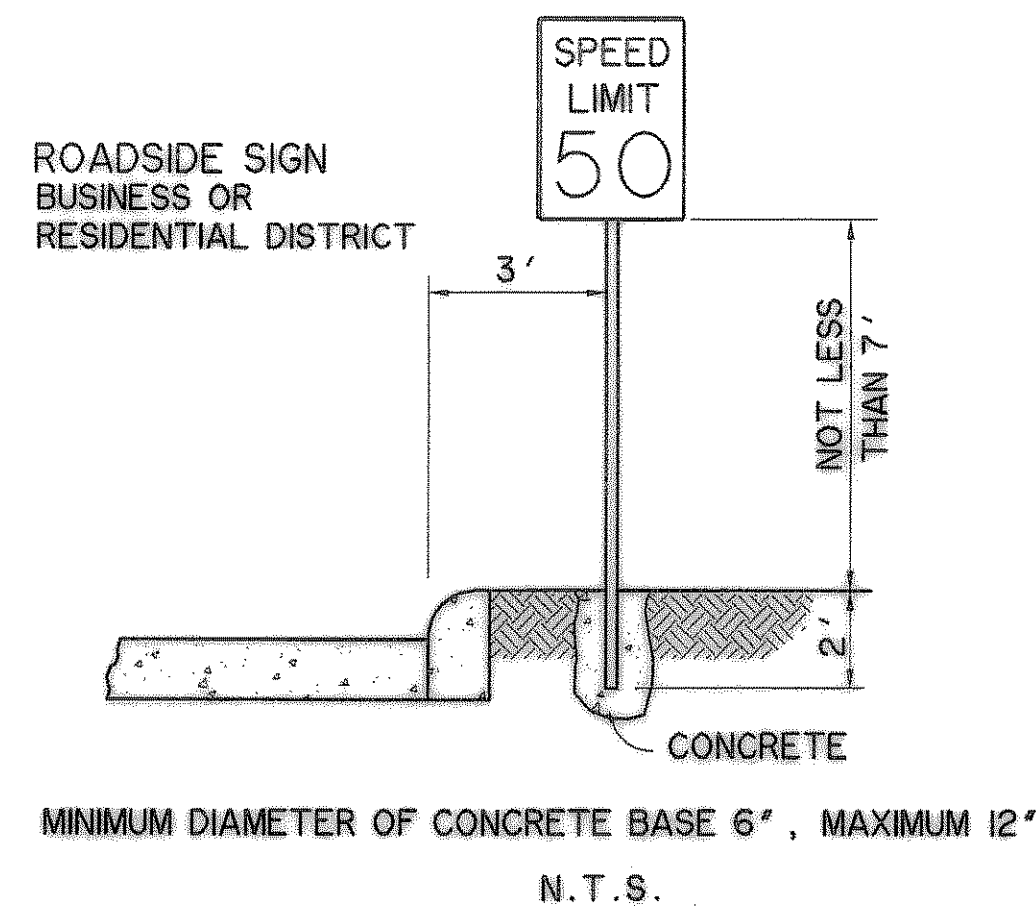


URBAN INTERSECTION
N.T.S.

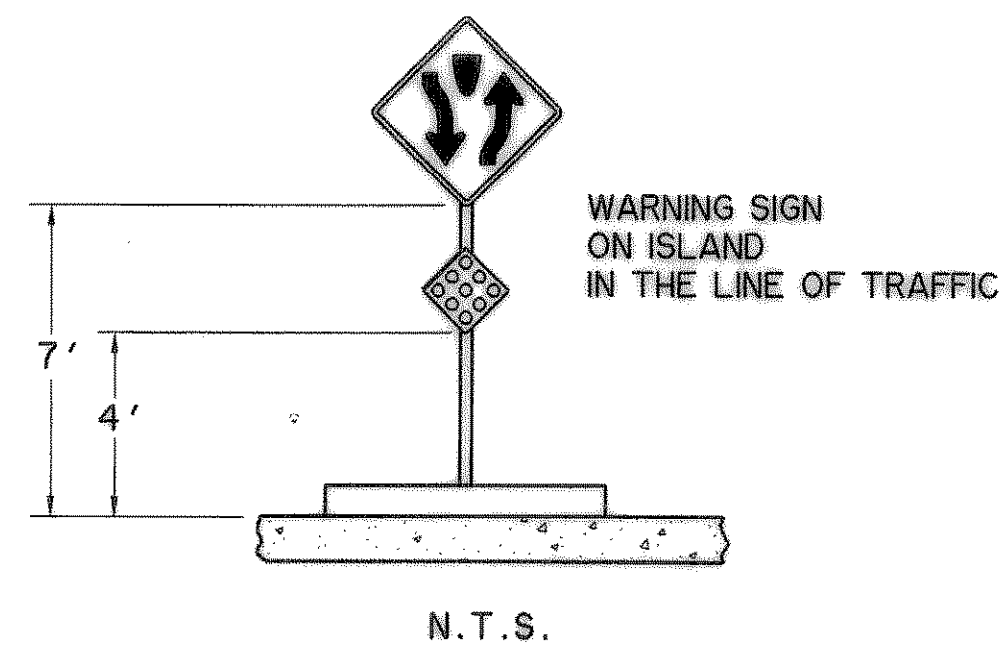
STREET SIGN PLACEMENT



WARNING SIGN WITH ADVISORY SPEED PLATE RURAL DISTRICT



ROADSIDE SIGN BUSINESS OR RESIDENTIAL DISTRICT

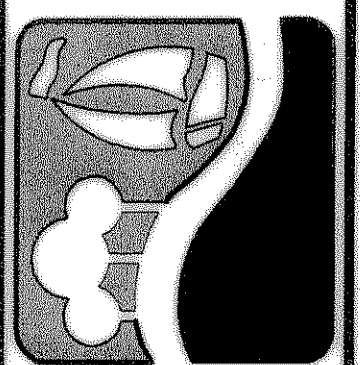


WARNING SIGN ON ISLAND IN THE LINE OF TRAFFIC


GENERAL STREET SIGN REQUIREMENTS: (INSTALLATION BY CITY)

1. THE STOCK NUMBERS LISTED FOR SIGNS ARE AVAILABLE FROM SARGENT-SOWEL INC. (SASO) IN GRAND PRAIRIE, TEXAS AND UNLESS OTHERWISE SPECIFIED, ANY SUBSTITUTIONS SHALL BE APPROVED BY THE ENGINEERING DEPARTMENT PRIOR TO INSTALLATION.
2. ALL SIGNS SHALL BE OF ALUMINUM SHEET WITH REFLECTORIZED SHEETING AND REFLECTORIZED LETTERS.
 - A. STOP SIGNS: SASO #09-398 30"x30" STANDARD SIZE
 - B. OTHER SIGNS: 'YIELD', SASO #09-512, 30"x30"x30"
SPEED LIMIT 30, SASO #01-312, 24"x30"
4 WAY STOP, SASO #09E418, 12"x6"
3 WAY STOP, SASO #09E419, 12"x6"
NO PARKING, SASO #01E539, 18"x24"
DEAD END/NO OUTLET, SASO #01E070/09E121, 30' x 30'
 - C. STREET SIGNS: 24" TO 42" IN LENGTH, EXTRUDED ALUMINUM PLATES, .091 THICK, 6-3/4" HIGH, LENGTH SUITABLE TO THE STREET NAME.
3. THE STREET SIGN SHALL BE A GREEN BACKGROUND WITH WHITE REFLECTORIZED LETTERS. THE LETTERS SHALL BE 4" HIGH FOR THE STREET NAME, AND 2" HIGH FOR ALL OTHER LETTERS. THE LENGTH OF THE SIGN SHALL BE APPROPRIATE FOR THE STREET NAME. EACH STREET SIGN SHALL HAVE THE APPROPRIATE HUNDRED BLOCK FOR ITS LOCATION. ALL LETTERS SHALL BE CAPITAL LETTERS.
 - A. POSTS: ALL POSTS SHALL BE OF GALVANIZED STEEL TUBING 12' LONG x 2-3/8" DIA. WITH A WALL THICKNESS OF .080 INCHES SASO #03-099, ALSO AVAILABLE AT ANY LOCAL FENCE SUPPLY COMPANY.
 - B. TEE'S: 90 DEGREE BRACKETS, SASO #45E683
45 DEGREE BRACKETS, SASO #45E684
 - C. POST CAP: SASO #45E682
 - D. ALUMINUM SIGN CLAMPS: SASO #03E154
4. LOCATIONS FOR SIGNS SHALL BE ASSIGNED BY THE CITY OF ROCKWALL ENGINEERING DEPARTMENT AND SHALL BE PLACED IN THE FIELD AS DIAGRAMMED AND/OR SHALL MEET OR EXCEED THE REQUIREMENTS GIVEN IN THE TEXAS MANUAL ON UNIFORM TRAFFIC CONTROL DEVICES, 1980 ED. WITH ADDENDUMS.

PREPARED BY:
WIER & ASSOCIATES, INC.
ENGINEERS SURVEYORS LAND PLANNERS
4300 BELTWAY PLACE SUITE 130 ARLINGTON, TEXAS 76018 METRO (817)467-7700
1380 U.S. HIGHWAY 287 N. SUITE 101 MANSFIELD, TEXAS 76063 METRO (817)477-8700
6849 ELM STREET FRISCO, TEXAS 75004 METRO (214)387-8800
www.wierassociates.com



PHASE II
S.H. 205 BYPASS
STREET SIGN DETAILS



RECORD PLANS
AUGUST 29, 2008

COPYRIGHT ©
WIER & ASSOCIATES, INC.
LAST SHEET EDIT
DATE 08-15-2007
WAS 04141
SHEET NO.
M202

TIME 19:45 FILE: SignDetail-Phase2-04141.dwg