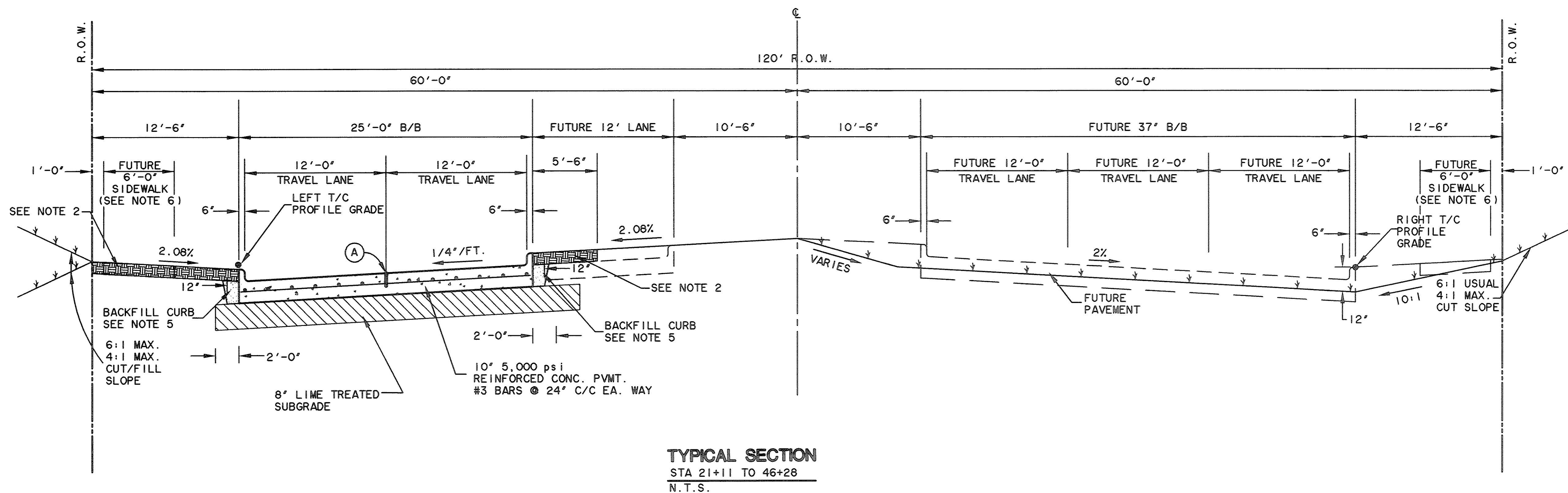


TYPICAL SECTION
STA 19+25 TO 20+17
N.T.S.



TYPICAL SECTION
STA 21+11 TO 46+28
N.T.S.

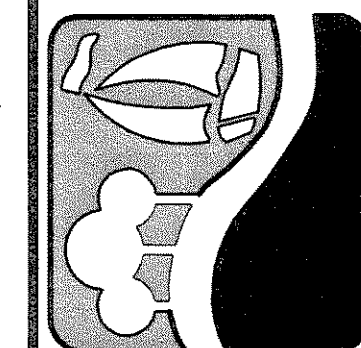
(A) SAWED LONGITUDINAL CONTRACTION JOINT

NOTES:


- CONSTRUCT PAVEMENT IN ACCORDANCE WITH CITY STANDARD CONSTRUCTION DETAILS EXCEPT AS NOTED HEREON.
- PLACE BERMUDA GRASS SOD IN PARKWAY AND TO LIMITS SHOWN IN FUTURE MEDIANS AS PER SPECIFICATIONS.
- IMPORT AND PLACE MINIMUM 4" TOPSOIL ON CUT AND FILL SLOPES. HYDROMULCH SEED WITH BERMUDA GRASS AS PER SPECIFICATIONS.
- COMPACT ALL FILLS TO MINIMUM 95% OF STANDARD PROCTOR DENSITY. FILL COMPACTION SHALL BE PERFORMED WITH A SHEEPSFOOT ROLLER.
- BACKFILL ALL CURBS WITH ON-SITE BROWN CLAY SOILS COMPACTED TO A MINIMUM 95% OF STANDARD PROCTOR DENSITY. TYPICAL ALL ROADWAY AND STREET CURBS THIS PROJECT.
- 6'-0" CONCRETE SIDEWALK SHALL BE CONSTRUCTED WITH DEVELOPMENT OF ADJACENT PROPERTY.

RECORD PLANS
MARCH 28, 2008

PREPARED BY:
WIER & ASSOCIATES, INC.
ENGINEERS SURVEYORS LAND PLANNERS
4300 BELWAY PLACE SUITE 130 ARLINGTON, TEXAS 76018 METRO (817)467-7700
1380 U.S. HIGHWAY 287 N. SUITE 101 WANSFELD, TEXAS 76063 METRO (817)477-8700
6848 ELM STREET PRISCO, TEXAS 75034 METRO (214)387-8800
www.wierassociates.com



PHASE I S.H. 205 BYPASS
FROM S.H. 276 TO INTERSTATE 30
TYPICAL
SECTIONS



COPYRIGHT ©
WIER & ASSOCIATES, INC.
LAST SHEET EDIT
DATE 11-05-2007
WA# 04141
SHEET NO.
PO02