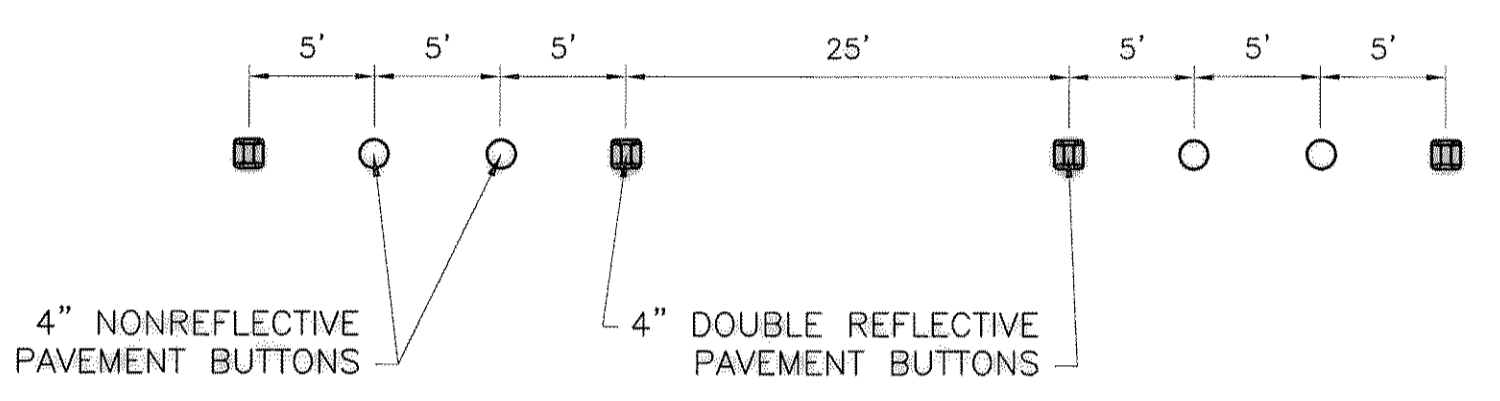
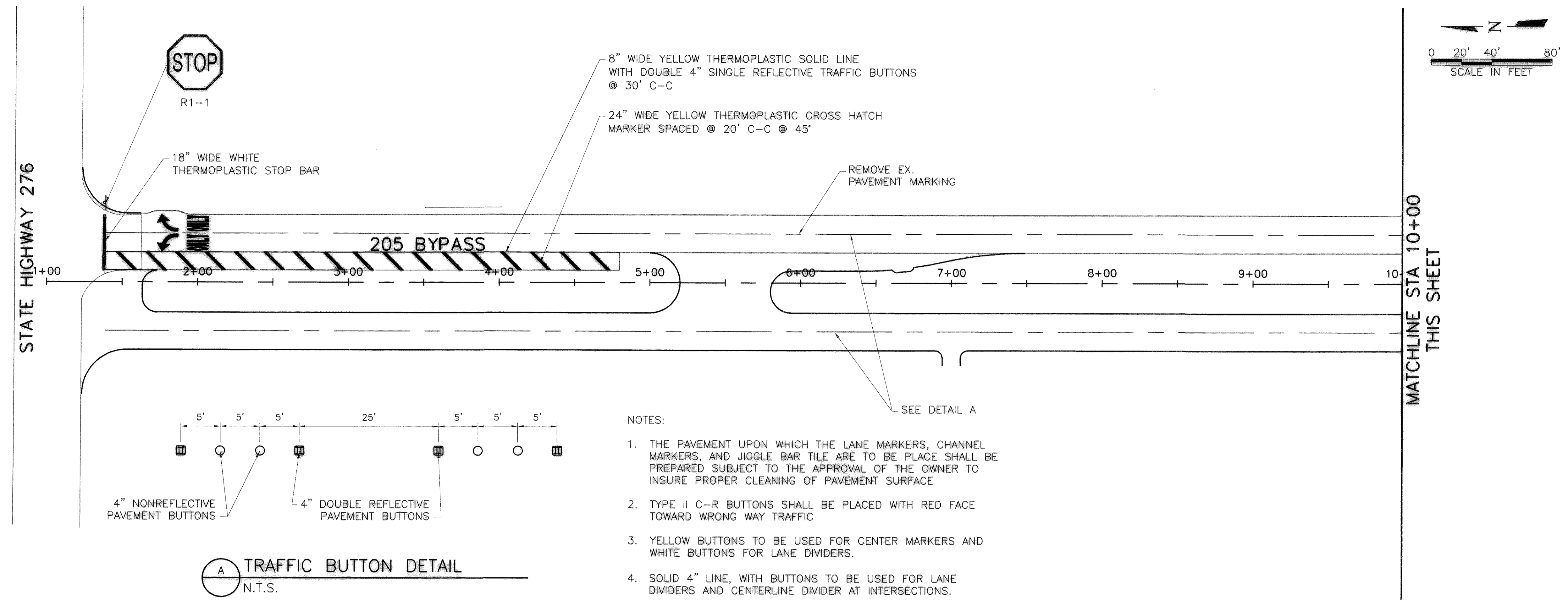
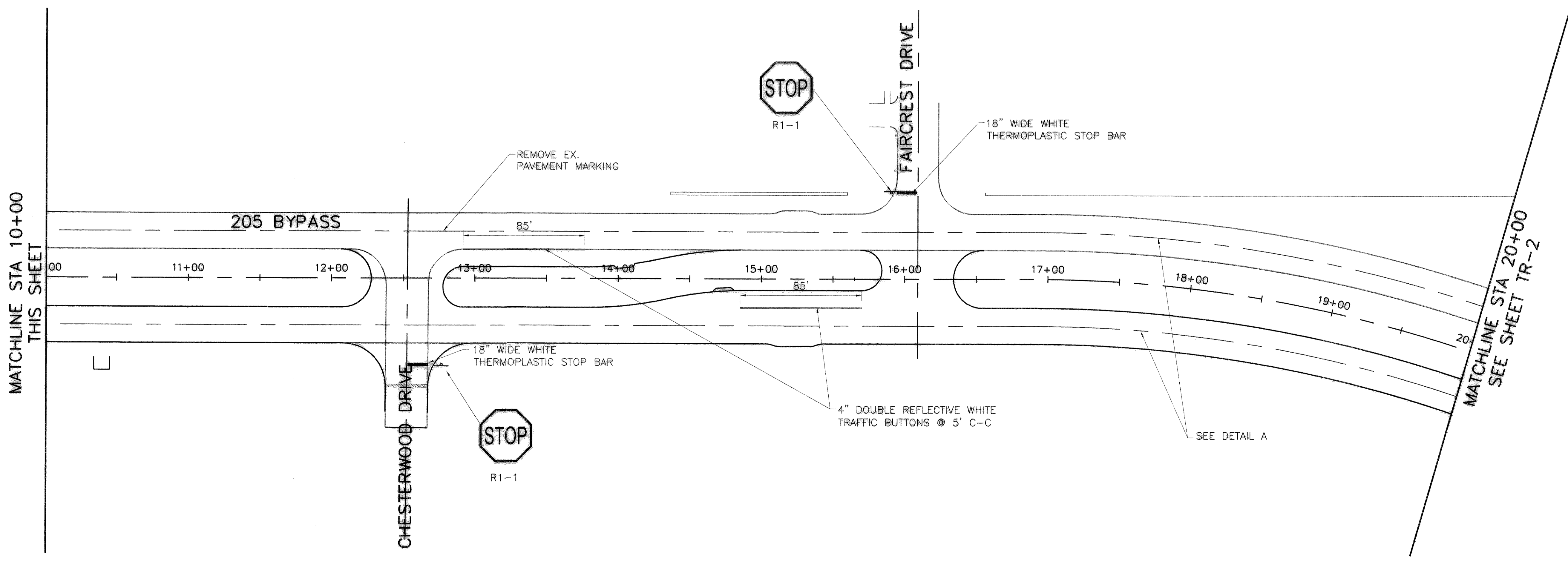


ACAD Rel 17.0s (LMS Tech) User: KAS
 [R:\06114\DRAWINGS\CV-RDS-PL-PVMK01.DWG LAYOUT: Layout1
 NOV 17, 2006 3:59:00 A.M. LTS: 1.00 PLS: 1 TWST: 88.9 88.9
 4 REFERENCE FILES: N:\205 DALLAS N DRIVE\BASE\CV-ALL-PL-SHAD_N\205 DALLAS N DRIVE\BASE\CV-ALL-PL-SITE_N\205 DALLAS N DRIVE\STANDARD\34BORDER



A TRAFFIC BUTTON DETAIL
 N.T.S.

- NOTES:
1. THE PAVEMENT UPON WHICH THE LANE MARKERS, CHANNEL MARKERS, AND JIGGLE BAR TILE ARE TO BE PLACE SHALL BE PREPARED SUBJECT TO THE APPROVAL OF THE OWNER TO INSURE PROPER CLEANING OF PAVEMENT SURFACE
 2. TYPE II C-R BUTTONS SHALL BE PLACED WITH RED FACE TOWARD WRONG WAY TRAFFIC
 3. YELLOW BUTTONS TO BE USED FOR CENTER MARKERS AND WHITE BUTTONS FOR LANE DIVIDERS.
 4. SOLID 4" LINE, WITH BUTTONS TO BE USED FOR LANE DIVIDERS AND CENTERLINE DIVIDER AT INTERSECTIONS.



THE SEAL OF THE ENGINEER IS NOT VALID UNLESS IT IS ACCOMPANIED BY THIS DOCUMENT AND THE ENGINEER'S SIGNATURE. THE SEAL OF THE ENGINEER IS NOT VALID UNLESS IT IS ACCOMPANIED BY THIS DOCUMENT AND THE ENGINEER'S SIGNATURE. THE SEAL OF THE ENGINEER IS NOT VALID UNLESS IT IS ACCOMPANIED BY THIS DOCUMENT AND THE ENGINEER'S SIGNATURE.

Freese and Nichols
 1701 N. Market Street, Suite 500, LB 51
 Dallas, Texas 75202-2001
 Phone: (214) 920-2500
 Fax: (214) 920-2565

CITY OF ROCKWALL, TEXAS
205 BYPASS CONSTRUCTION
 CIVIL
PERMANENT PAVEMENT MARKINGS

NO. / ISSUE	BY	DATE	REVISED	FILE NAME
			5/12/09	CV-RDS-PL-PVMK01.dwg
RECORD DRAWINGS	CUP	CHECKED	TBS	
VERIFY SCALE	Bar is one inch on original drawing. If not one inch on this sheet, adjust scale.			