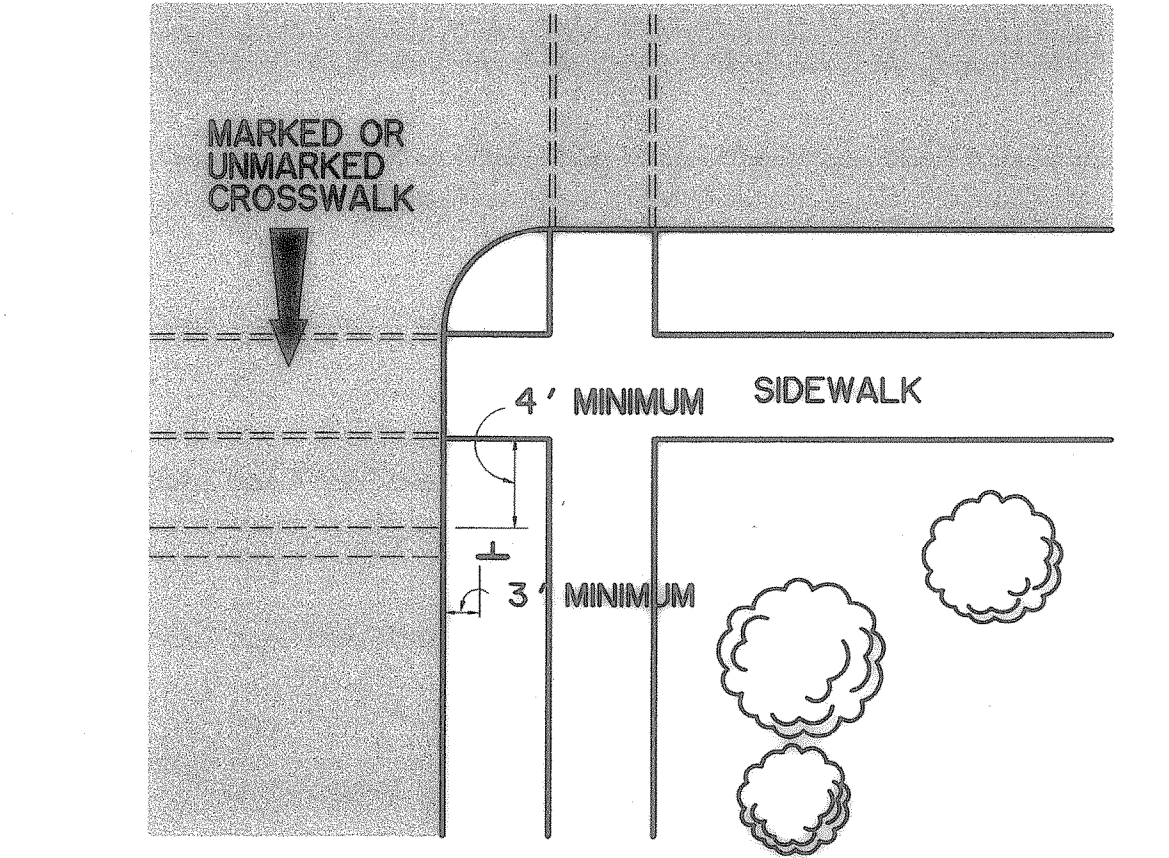


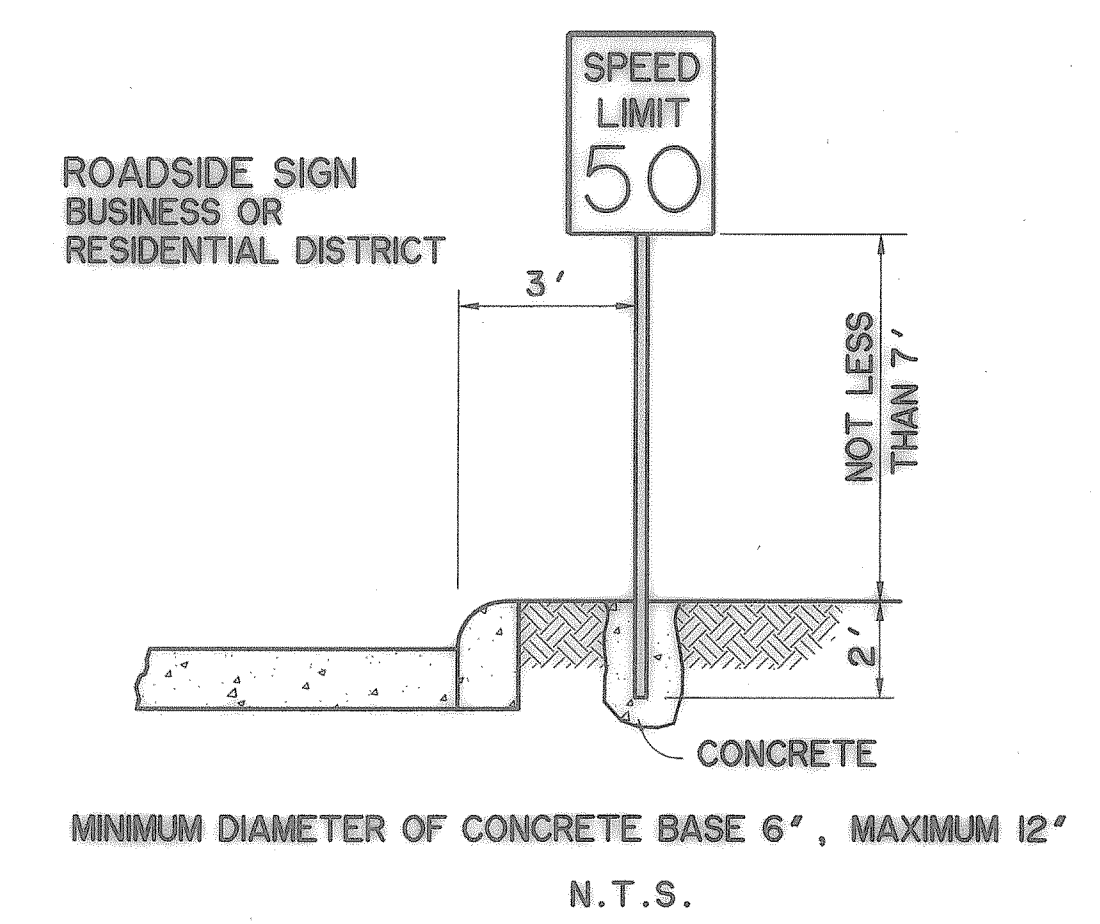
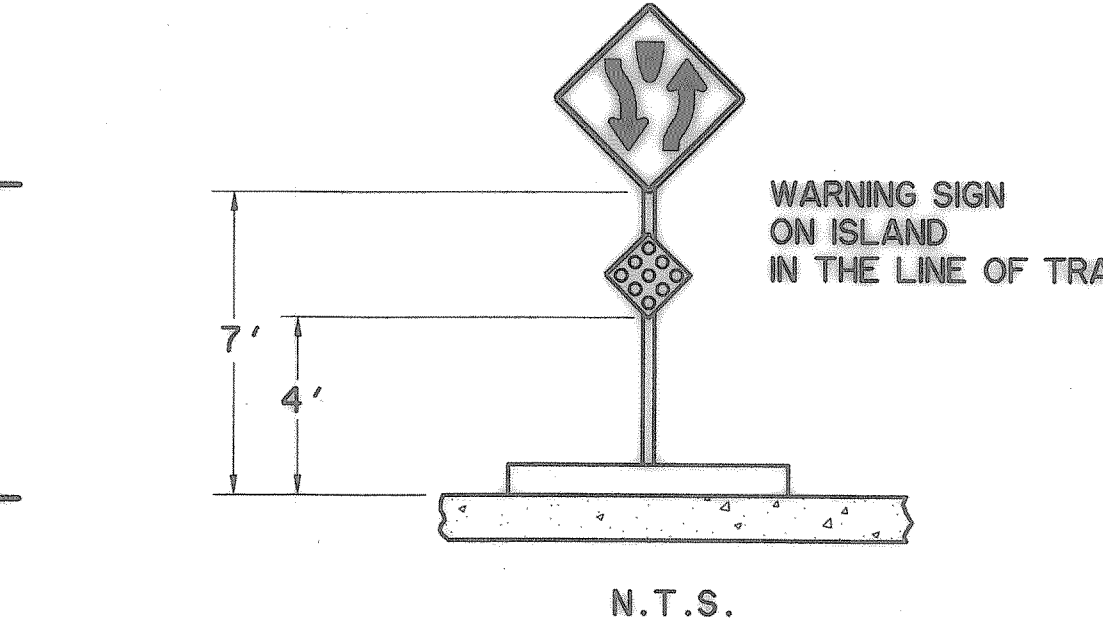
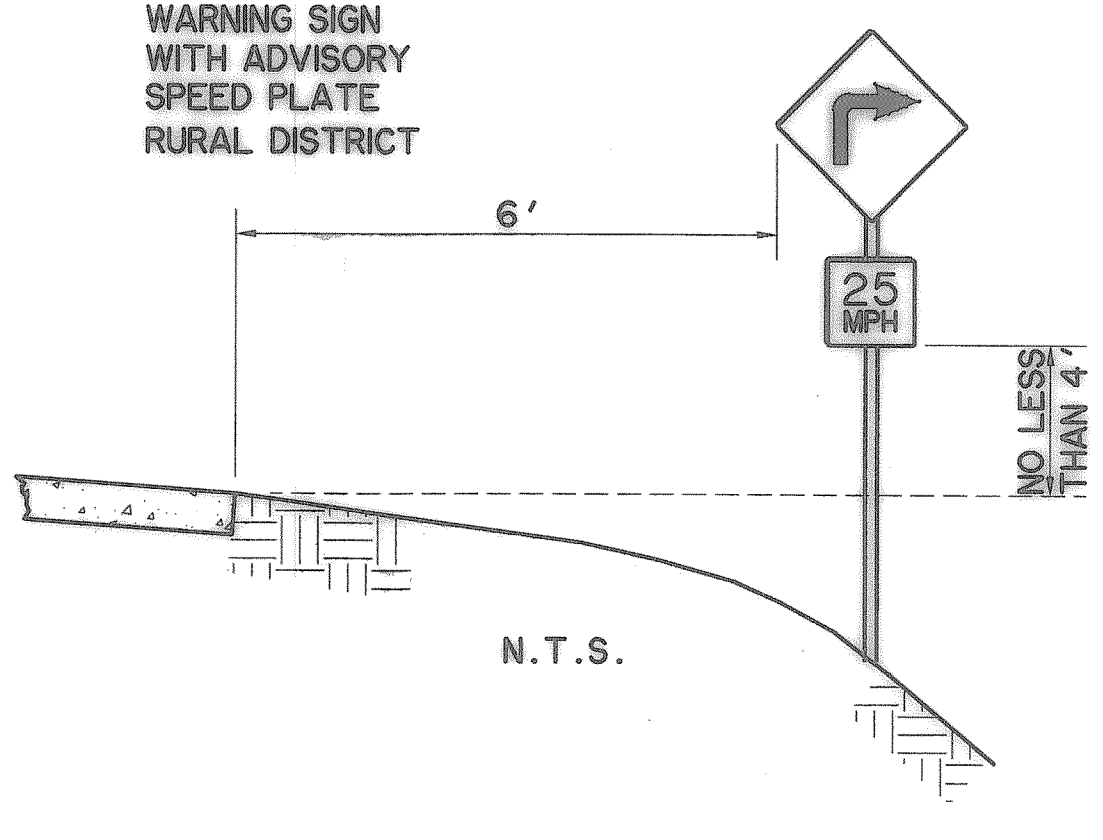
**URBAN CROSS ROAD**  
N.T.S.

**STREET SIGN PLACEMENT**



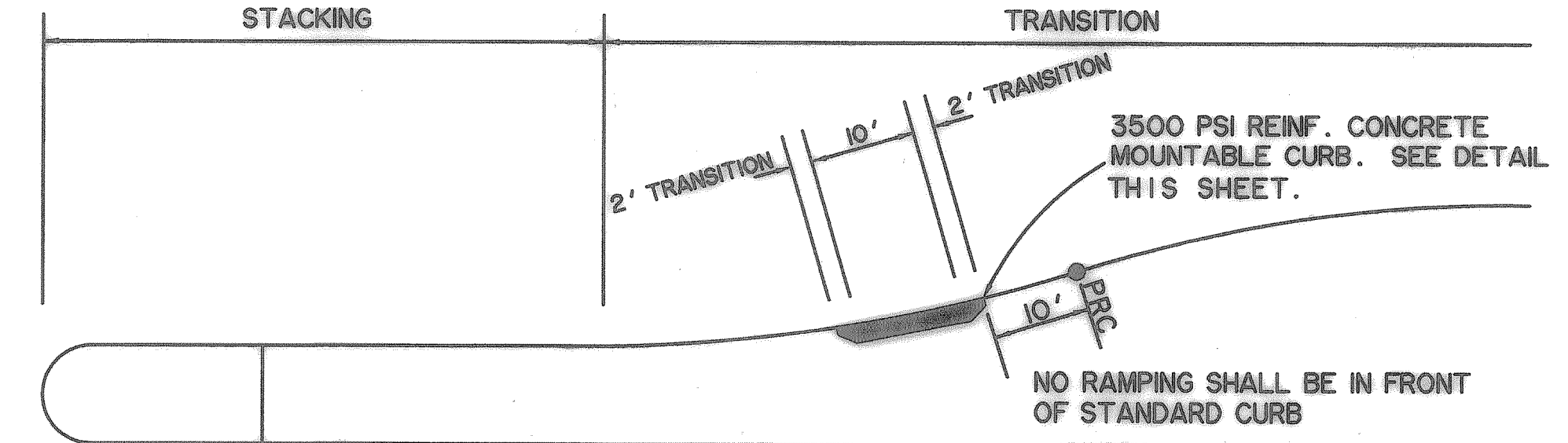
**URBAN INTERSECTION**  
N.T.S.

**STREET SIGN PLACEMENT**



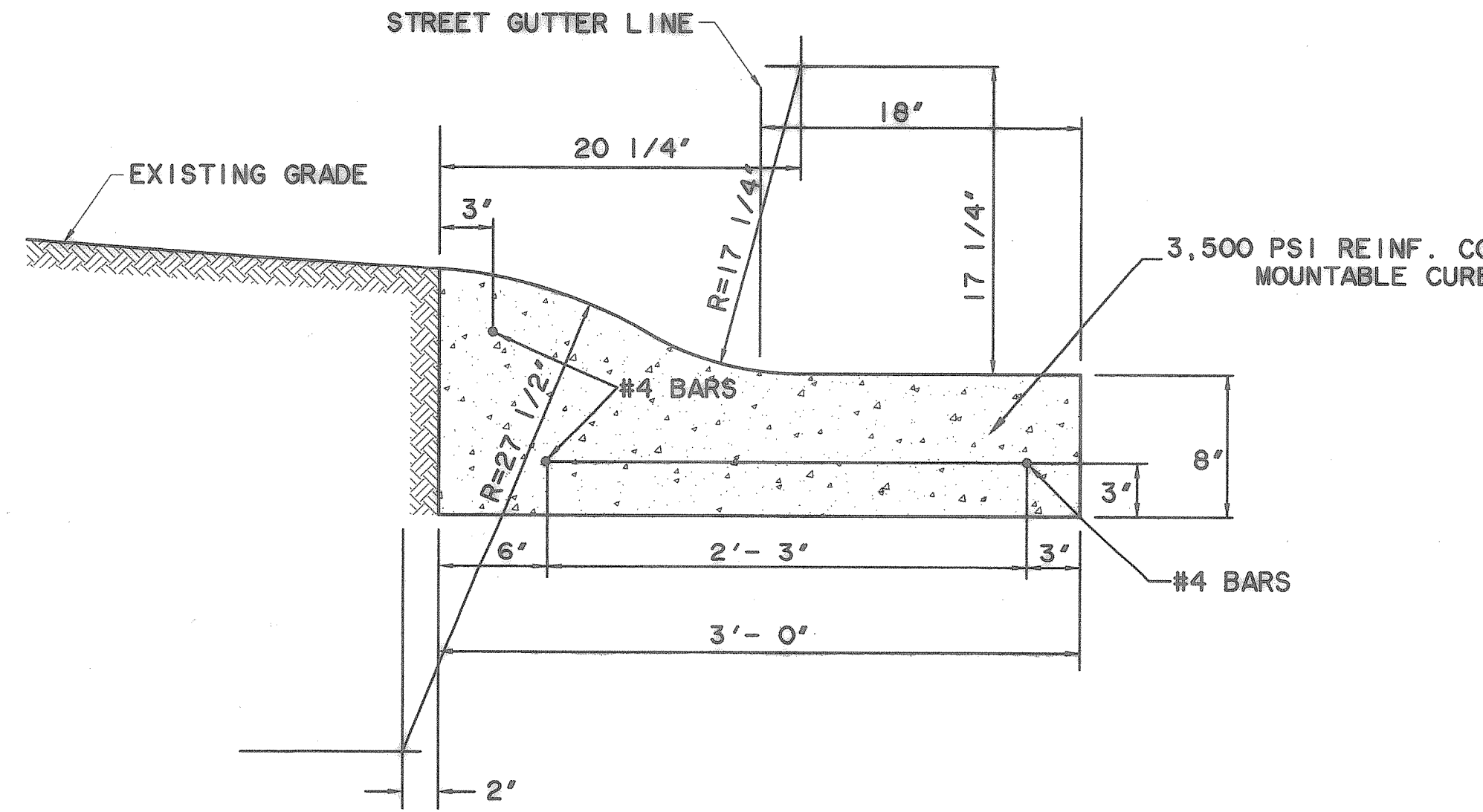
**GENERAL STREET SIGN REQUIREMENTS. (INSTALLATION BY CITY)**

1. THE STOCK NUMBERS LISTED FOR SIGNS ARE AVAILABLE FROM SARGENT-SOWEL INC. (SASO) IN GRAND PRAIRIE, TEXAS AND UNLESS OTHERWISE SPECIFIED, ANY SUBSTITUTIONS SHALL BE APPROVED BY THE ENGINEERING DEPARTMENT PRIOR TO INSTALLATION.
2. ALL SIGNS SHALL BE OF ALUMINUM SHEET WITH REFLECTORIZED SHEETING AND REFLECTORIZED LETTERS.
  - A. STOP SIGNS: SASO #09-398 30"x30" STANDARD SIZE
  - B. OTHER SIGNS: 'YIELD', SASO #09-512, 30"x30"x30"  
 SPEED LIMIT 30, SASO #01-312, 24"x30"  
 4 WAY STOP, SASO #09E418, 12"x6"  
 3 WAY STOP, SASO #09E419, 12"x6"  
 NO PARKING, SASO #01E539, 18"x24"  
 DEAD END/NO OUTLET, SASO #01E070/09E121, 30" x 30"
  - C. STREET SIGNS: 24" TO 42" IN LENGTH, EXTRUDED ALUMINUM PLATES, .091 THICK, 6-3/4" HIGH, LENGTH SUITABLE TO THE STREET NAME.
3. THE STREET SIGN SHALL BE A GREEN BACKGROUND WITH WHITE REFLECTORIZED LETTERS. THE LETTERS SHALL BE 4" HIGH FOR THE STREET NAME, AND 2" HIGH FOR ALL OTHER LETTERS. THE LENGTH OF THE SIGN SHALL BE APPROPRIATE FOR THE STREET NAME. EACH STREET SIGN SHALL HAVE THE APPROPRIATE HUNDRED BLOCK FOR ITS LOCATION. ALL LETTERS SHALL BE CAPITAL LETTERS.
  - A. POSTS: ALL POSTS SHALL BE OF GALVANIZED STEEL TUBING 12' LONG x 2-3/8" DIA. WITH A WALL THICKNESS OF .080 INCHES SASO #03-099, ALSO AVAILABLE AT ANY LOCAL FENCE SUPPLY COMPANY.
  - B. TEE'S: 90 DEGREE BRACKETS, SASO #45E683  
 45 DEGREE BRACKETS, SASO #45E684
  - C. POST CAP: SASO #45E682
  - D. ALUMINUM SIGN CLAMPS: SASO #03E154
4. LOCATIONS FOR SIGNS SHALL BE ASSIGNED BY THE CITY OF ROCKWALL ENGINEERING DEPARTMENT AND SHALL BE PLACED IN THE FIELD AS DIAGRAMMED AND/OR SHALL MEET OR EXCEED THE REQUIREMENTS GIVEN IN THE TEXAS MANUAL ON UNIFORM TRAFFIC CONTROL DEVICES, 1980 ED. WITH ADDENDUMS.



**MOUNTABLE CURB DETAIL - PLAN VIEW**  
N.T.S.

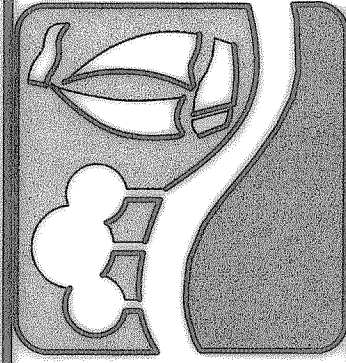
**LANDSCAPE MAINTENANCE RAMP**




**MOUNTABLE CURB SECTION**  
N.T.S.

TIME: 114.40 FILE: DETSIGN2.dwg

PREPARED BY:  
**VIA WIER & ASSOCIATES, INC.**  
 ENGINEERS SURVEYORS LAND PLANNERS  
 4300 BELLEVUE PLACE SUITE 130 ARLINGTON, TEXAS 76016 METRO (817)467-7700  
 4109 AUSTIN CENTER BLVD. SUITE 200 FORT WORTH, TEXAS 76165 METRO (817)355-9437



**STREET SIGN & LANDSCAPE MAINTENANCE RAMP DETAILS**



COPYRIGHT © WIER & ASSOCIATES, INC.  
 LAST SHEET EDIT DATE 01-29-2001  
 WA# 97087  
**SHEET NO. 47**

RECORD PLANS  
12-17-2002