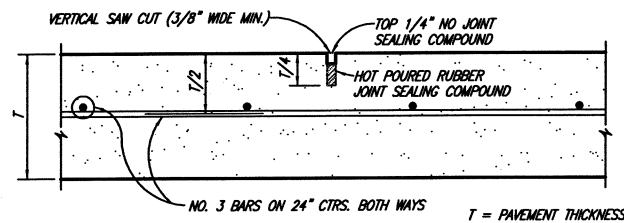
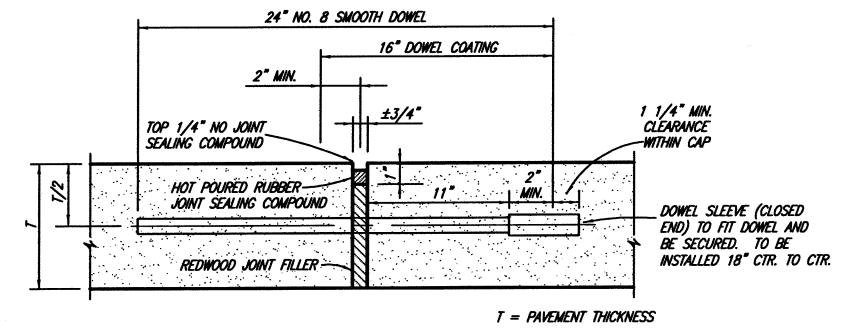


- NOTES:
- NO. 5 SMOOTH DOWEL BAR MAY BE USED IN 6" PAVEMENT.
  - LONGITUDINAL BUTT CONSTRUCTION MAY BE USED IN PLACE OF LONGITUDINAL HINGED (KEYWAY) JOINT AT THE CONTRACTOR'S OPTION.
  - DOWEL BARS SHALL BE DRILLED INTO PAVEMENT HORIZONTALLY BY USE OF A MECHANICAL RIG.
  - DRILLING BY HAND IS NOT ACCEPTABLE. PUSHING DOWEL BARS INTO GREEN CONCRETE IS NOT ACCEPTABLE.




This record drawing is a compilation of the sealed engineering drawing for this project; modified by addenda, change orders and information furnished by the contractor. The information shown on the record drawings that was provided by the contractor or others not associated with the design engineer cannot be verified for accuracy or completeness. This original sealed drawings are on file at the offices of Birkhoff, Hendricks & Carter, L.L.P.  
BY MH DATE 06/08/15



- TRANSVERSE EXPANSION JOINT NOTES:
- DOWELS AND REINFORCING BARS SHALL BE SUPPORTED BY AN APPROVED DEVICE & MUST BE TIED OR CHAIRD ON EACH SIDE.
  - TRANSVERSE EXPANSION JOINTS SHALL BE SPACED AT 400 FT. MAXIMUM AND AT ALL INTERSECTIONS.

These plans and related specifications were prepared for construction of this specific project only. Reuse of these documents is not permitted without written authorization of Birkhoff, Hendricks & Carter, L.L.P. If this drawing is converted to an electronic file, if any discrepancy occurs between the electronic file and the Birkhoff, Hendricks & Carter, L.L.P. original document, the original document will govern in all cases.

**BIRKHOFF, HENDRICKS & CARTER, L.L.P.**  
PROFESSIONAL ENGINEERS  
Texas Firm F526  
11910 Greenville Ave., Suite 600  
Dallas, Texas 75243 (214) 361-7900



*Matthew Hickey*  
1/2/14

**CITY OF ROCKWALL, TEXAS**  
NORTHSHORE LIFT STATION  
MISCELLANEOUS DETAILS

BHC  
PROJECT NO.  
2013-119  
January 2014

SHEET NO.  
**12**