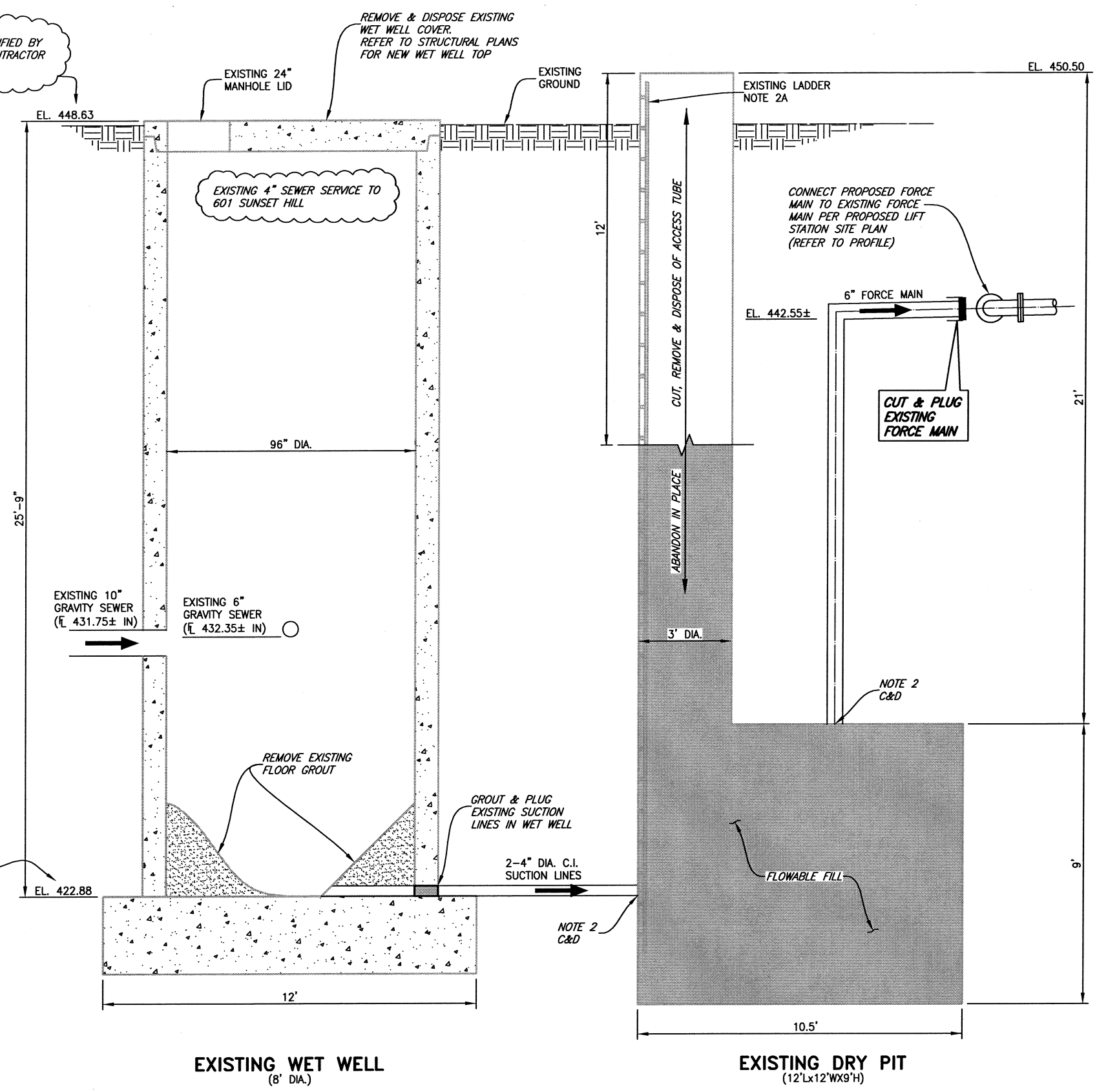


EXISTING WET WELL NOTES:

1. APPROXIMATE DIMENSIONS OF WET WELL ARE 96" I.D. x 25' DEEP.
2. EXISTING WET WELL IS TO BE RETROFITTED WITH SUBMERSIBLE PUMPS AND ACCESSORIES. THE CONTRACTOR SHALL:
 - A. REMOVE EXISTING FLOOR GROUT.
 - B. PLUG AND GROUT TWO EXISTING SUCTION LINES IN WET WELL.
 - C. REMOVE AND DISPOSE OF EXISTING WET WELL COVER AND LID.
 - D. POWER WASH AND CLEAN INTERIOR OF WET WELL, INCLUDING DISPOSAL OF WASH WATER.
 - E. FURNISH AND INSTALL 125 MIL. EPOXY LINER PER TECHNICAL SPECIFICATIONS AND MANUFACTURER'S RECOMMENDATIONS FOR DRYING TIME.

VERIFIED BY CONTRACTOR

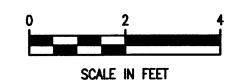
VERIFIED BY CONTRACTOR



EXISTING DRY PIT NOTES:

1. APPROXIMATE DIMENSIONS OF DRY PIT ARE 10.5'L x 10.5'W x 9'H.
2. EXISTING DRY PIT IS TO BE ABANDONED IN PLACE WITH EQUIPMENT. THE CONTRACTOR SHALL:
 - A. REMOVE AND SALVAGE EXISTING LADDER TO A LOCATION ACCEPTABLE TO THE CITY OF ROCKWALL.
 - B. REMOVE AND TERMINATE EXISTING ELECTRICAL CONNECTIONS.
 - C. CUT AND PLUG EXISTING PUMP SUCTION AND DISCHARGE LINES AT DRY PIT WALL.
 - D. GROUT AND PLUG EXISTING SUCTION AND DISCHARGE LINES AT DRY PIT WALL.
 - E. CUT, REMOVE AND DISPOSE OF EXISTING ACCESS TUBE AND COVER TO 10' BELOW GRADE.
 - F. PLACE NCTCOG ITEM 504.2.3.4 FLOWABLE FILL IN DRY PIT. APPROXIMATE QUANTITY OF FLOWABLE FILL IS 40 C.Y.

This record drawing is a compilation of the sealed engineering drawing for this project; modified by addenda, change orders and information furnished by the contractor. The information shown on the record drawings that was provided by the contractor or others not associated with the design engineer cannot be verified for accuracy or completeness. This original sealed drawings are on file at the offices of Birkhoff, Hendricks & Carter, L.L.P.
 BY MH DATE 06/08/15




EXISTING WET WELL
(8' DIA.)

EXISTING DRY PIT
(12'Lx12'Wx9'H)

These plans and related specifications were prepared for construction of this specific project only. Reuse of these documents is not permitted without written authorization of Birkhoff, Hendricks & Carter, L.L.P. If this drawing is converted to an electronic file, if any discrepancy occurs between the electronic file and the Birkhoff, Hendricks & Carter, L.L.P. original document, the original document will govern in all cases.

BIRKHOFF, HENDRICKS & CARTER, L.L.P.
 PROFESSIONAL ENGINEERS
 Texas Firm F526
 11910 Greenville Ave., Suite 600
 Dallas, Texas 75243 (214) 361-7900



Matthew Hickey
 1/2/14

CITY OF ROCKWALL, TEXAS
 NORTHSHORE LIFT STATION
 EXISTING LIFT STATION SECTIONS

BHC PROJECT NO. 2013-119	SHEET NO. 8
January 2014	