

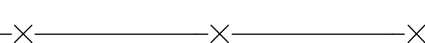

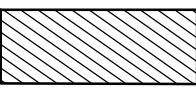


LEGEND

-  EXIST. TREE TO REMAIN
-  EXIST. TREE TO BE REMOVED
-  EXIST. FENCE TO REMAIN
-  EXIST. FENCE TO BE REMOVED
-  EXIST. BRUSH & SMALL DIAMETER TREES TO BE REMOVED

NOTES:

1. CONTRACTOR SHALL PAY FOR REMOVALS IN ACCORDANCE WITH PREPARING ROW, ITEM NO. 100. REMOVALS FOR ITEM 105 SHALL BE MEASURED & PAID FOR SEPARATELY.
2. QUANTITIES SHOWN ARE FOR CONTRACTOR'S INFORMATION ONLY.
3. FOR UTILITY ADJUSTMENTS, SEE THE UTILITY LAYOUT SHEETS.

RECORD DRAWING

This drawing is a compilation of the original sealed engineering drawing and modifications by addenda, change orders and information furnished by the contractor. Information shown that was provided by the contractor and others not associated with the design engineer cannot be verified for accuracy or completeness. Original sealed drawing is on file at the office of AECOM USA Group, Inc., TBPE REG. NO. F-3082

ORIGINAL DRAWING SEALED & SIGNED BY
 Matthew L. Abbe, P.E.
 TX NO. 92715

NO.	REVISION	BY	DATE

 **City of Rockwall, Texas**

**205 BYPASS
 PHASE 6**

**DEMOLITION PLAN
 STA. 224+50 TO STA. 229+00**

3 OF 15

TCB AECOM
 TCB INC. WWW.TCB.AECOM.COM
 17300 DALLAS PARKWAY, SUITE 1010
 DALLAS, TEXAS 75248

Unit	PW-DAL-FW	Scale	Horz: AS SHOWN Vert: AS SHOWN	Date	11/24/2009
Designed	SKW/MLA	Checked	TCB	Project No.	60004153
Drawn	TCB	Approved	TCB	Sheet	19 of 216

ITEM SPEC NO.	DESCRIPTION	UNIT	QUANTITY
* 100	PREP ROW (STORM DRAIN STRUCTURE REMOVAL)	LF	20
* 104	REMOVING CONCRETE (CONCRETE PVMT)	SY	0
* 100	PREP ROW (FENCE REMOVAL)	LF	0
* 100	REMOVE GRAVEL ROAD	SY	391

* THESE ITEMS ARE SUBSIDIARY TO ITEM 100, PREP. ROW.
 NOTE: ALL QUANTITIES SHOWN ARE FOR CONTRACTORS INFORMATION ONLY.

P:\4328\60004153-205bypass\cadd\sheet\phase 6 - fms52 to 205\record.dwg 10..T..09.01.90.dwg - 03 .dgn
 11/24/2009

