

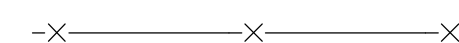
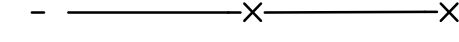
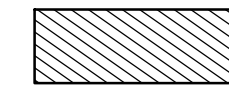



LEGEND

-  EXIST. TREE TO REMAIN
-  EXIST. TREE TO BE REMOVED
-  EXIST. FENCE TO REMAIN
-  EXIST. FENCE TO BE REMOVED
-  EXIST. BRUSH & SMALL DIAMETER TREES TO BE REMOVED
-  EXIST. BRUSH & SMALL DIAMETER TREES TO BE REMOVED

NOTES:

1. CONTRACTOR SHALL PAY FOR REMOVALS IN ACCORDANCE WITH PREPARING ROW, ITEM NO. 100. REMOVALS FOR ITEM 105 SHALL BE MEASURED & PAID FOR SEPERATLY.
2. QUANTITIES SHOWN ARE FOR CONTRACTOR'S INFORMATION ONLY.
3. FOR UTILITY ADJUSTMENTS, SEE THE UTILITY LAYOUT SHEETS.

RECORD DRAWING

This drawing is a compilation of the original sealed engineering drawing and modifications by addenda, change orders and information furnished by the contractor. Information shown that was provided by the contractor and others not associated with the design engineer cannot be verified for accuracy or completeness. Original sealed drawing is on file at the office of AECOM USA Group, Inc., TBPE REG. NO. F-3082

ORIGINAL DRAWING
SEALED & SIGNED BY
T.H. Gaertner, P.E.
TX NO. 37124

I	ASPHALT DEMO	THG	7/02/08
NO.	REVISION	BY	DATE

 **City of Rockwall, Texas**

**205 BYPASS
PHASE 6**

**DEMOLITION PLAN
STA. 84+00 TO STA. 89+00**

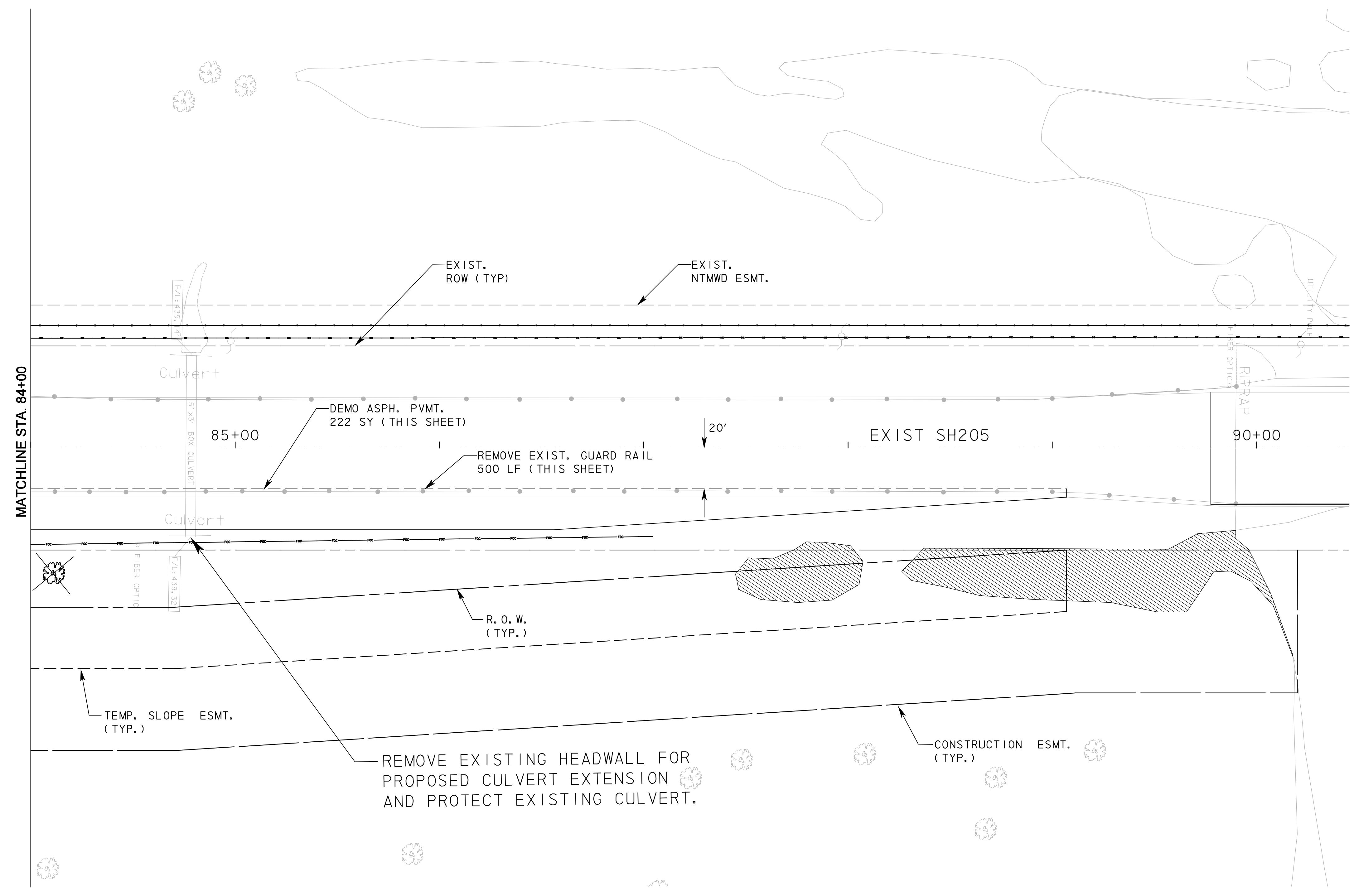
15B OF 15

TCB | AECOM
TCB INC. WWW.TCB.AECOM.COM
17300 DALLAS PARKWAY, SUITE 1010
DALLAS, TEXAS 75248

Unit	Scales	Horz: AS SHOWN Vert: AS SHOWN	Date
Designed	SDB	Checked	TCB
Drawn	TCB	Approved	TCB
Project No.		Sheet 31B of 216	

ITEM SPEC NO.	DESCRIPTION	UNIT	QUANTITY
100	PREP ROW (STORM DRAIN STRUCTURE REMOVAL)	LF	0
* 105	ASPHALT REMOVAL	SY	222
* 542	METAL BEAM GUARD FENCE REMOVAL	LF	500
100	REMOVE DIRT/GRAVEL ROAD	SY	0

* THESE ITEMS ARE SUBSIDIARY TO ITEM 100, PREP. ROW.
NOTE: ALL QUANTITIES SHOWN ARE FOR CONTRACTORS INFORMATION ONLY.



P:\4328\60004153-205bypass\cadd\sheet15\phase 6 - fm52 to 205\record drawing 10_7_09\031B\demo - 15b.dgn 11/24/2009