
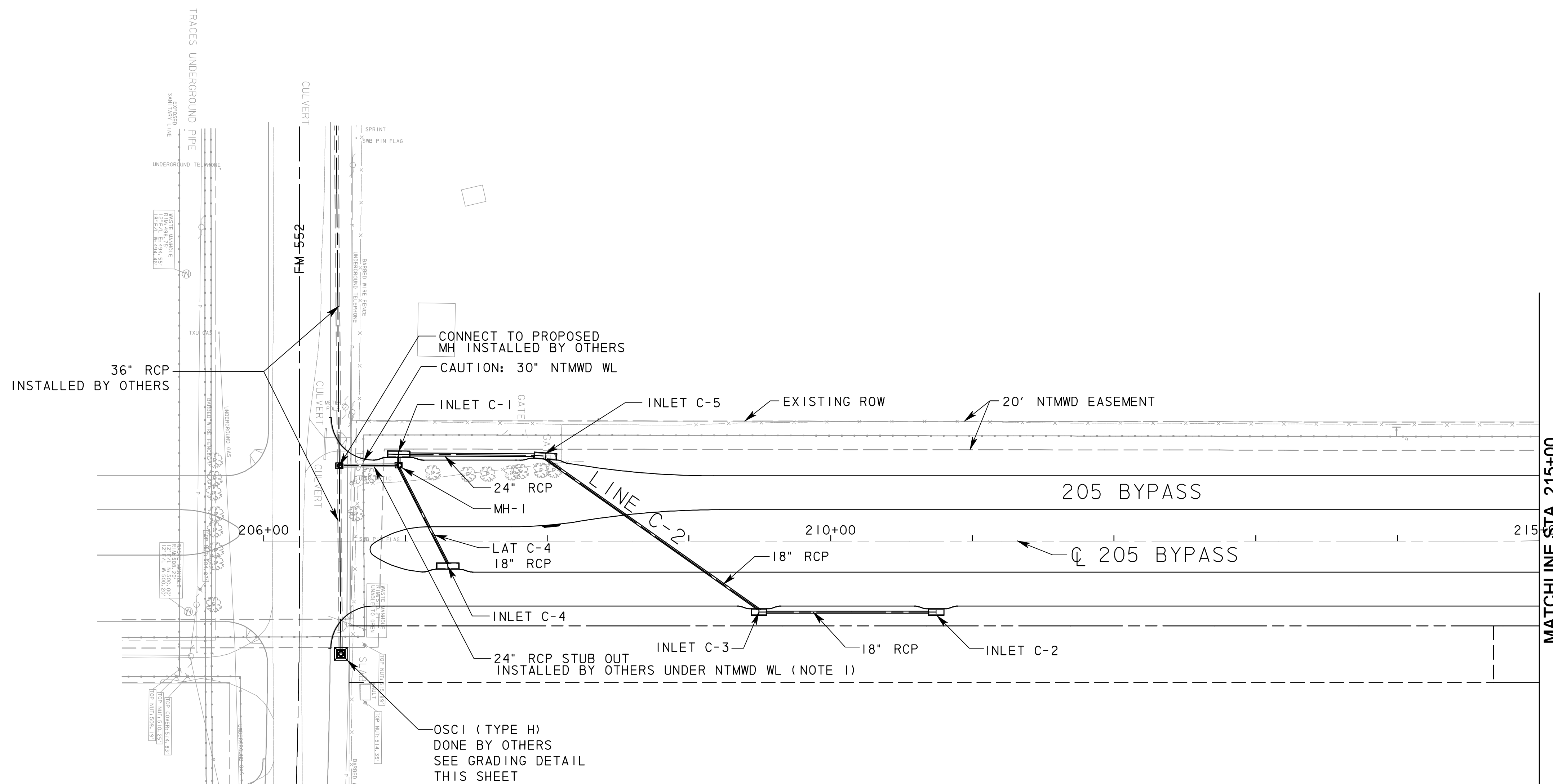


LEGEND

- PROPOSED ROW
- ===== PROPOSED STORM DRAIN
- - - - - DRAINAGE EASEMENT
- TEMP SLOPE EASEMENT
-  INLET

NOTES:

1. STUB OUT SHALL BE INSTALLED BY SECTION 1 CONTRACTOR. PHASE 6 CONTRACTOR SHALL COORDINATE WITH SECTION 1 CONTRACTOR AND VERIFY THAT THE STUB OUT HAS BEEN INSTALLED UNDER THE NTMWD WATER LINE PRIOR TO INSTALLATION OF LINE C2.

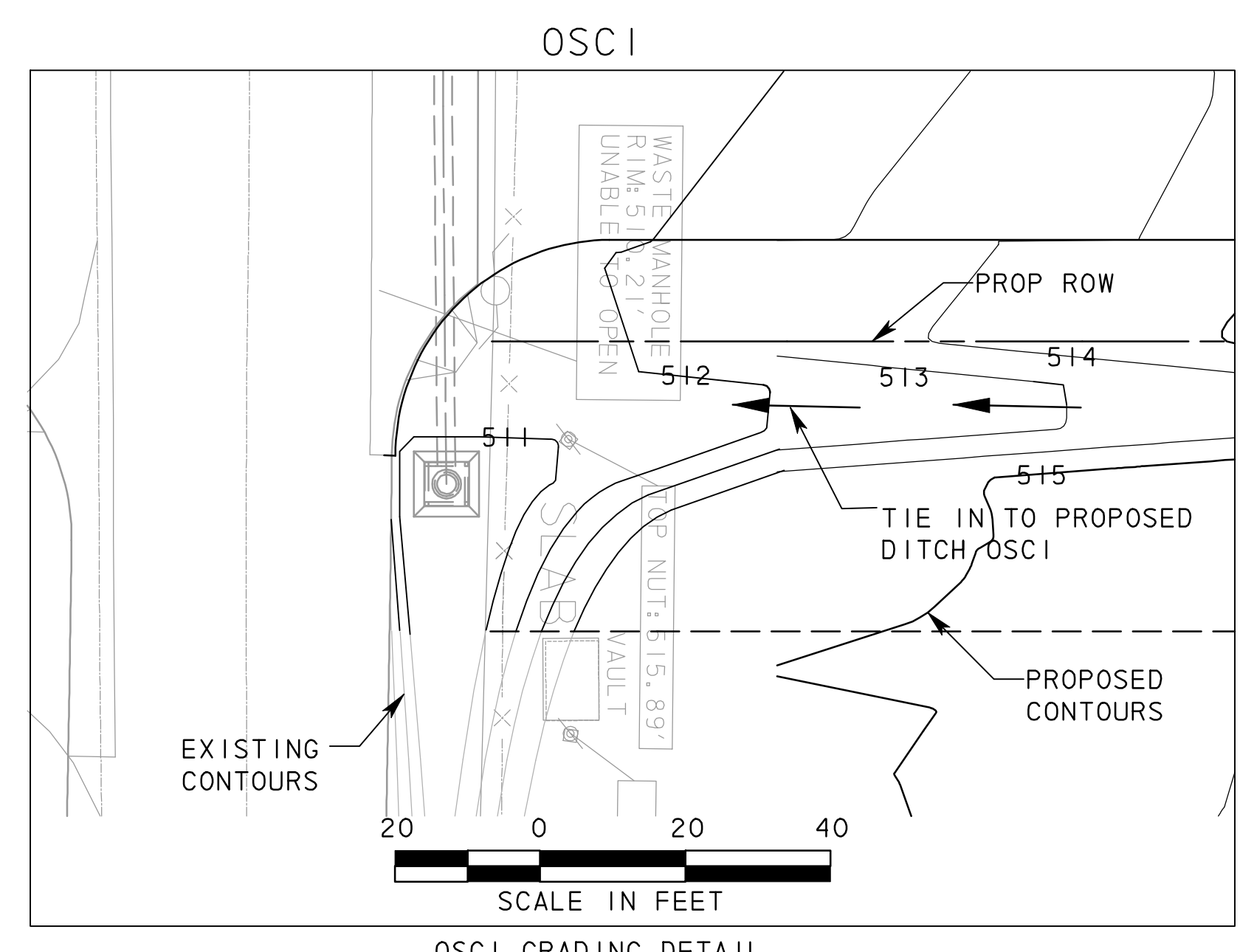


MATCHLINE STA. 215+00

RECORD DRAWING

This drawing is a compilation of the original sealed engineering drawing and modifications by addenda, change orders and information furnished by the contractor. Information shown that was provided by the contractor and others not associated with the design engineer cannot be verified for accuracy or completeness. Original sealed drawing is on file at the office of AECOM USA Group, Inc., TBPE REG. NO. F-3082

ORIGINAL DRAWING SEALED & SIGNED BY
 Matthew L. Abbe, P.E.
 TX NO. 92715



P:\328\60004153-205bypass\cadd\sheet6\phase 6 - fm552 to 205\record drawing 10_7_09\091StormPlan-01.dgn 11/24/2009

NO.	REVISION	BY	DATE

City of Rockwall, Texas

**205 BYPASS
PHASE 6**

**STORM PLAN
STA. 205+00 TO STA. 215+00**

1 OF 9

Unit	PW-DAL-FW	Scale	Horz: AS SHOWN Vert: AS SHOWN	Date	11/24/2009
Designed	SB/US	Checked	TCB	Project No.	60004153
Drawn	FG	Approved	TCB	Sheet	91 of 216

TCB INC. WWW.TCB.AECOM.COM
17300 DALLAS PARKWAY, SUITE 1010
DALLAS, TEXAS 75248