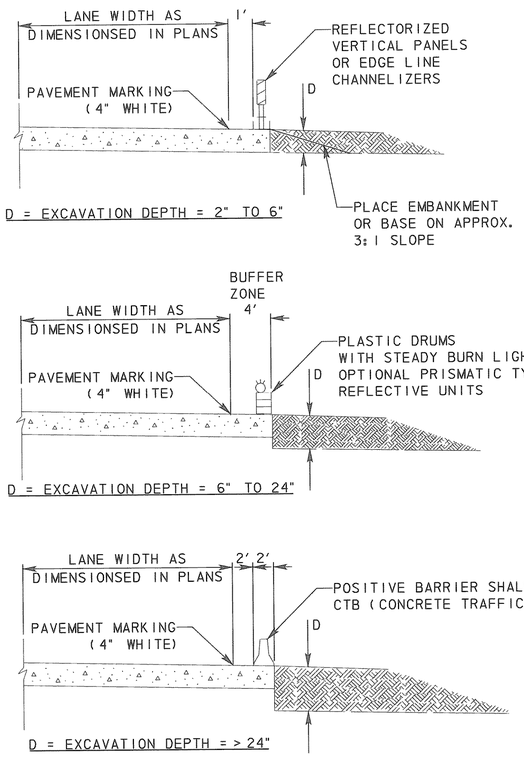

TREATMENT FOR PAVEMENT DROP-OFFS

NOTE: TREATMENTS SHOWN ARE MINIMUM. ACTUAL TREATMENT SHALL BE AS DESIGNATED BY THE ENGINEER.

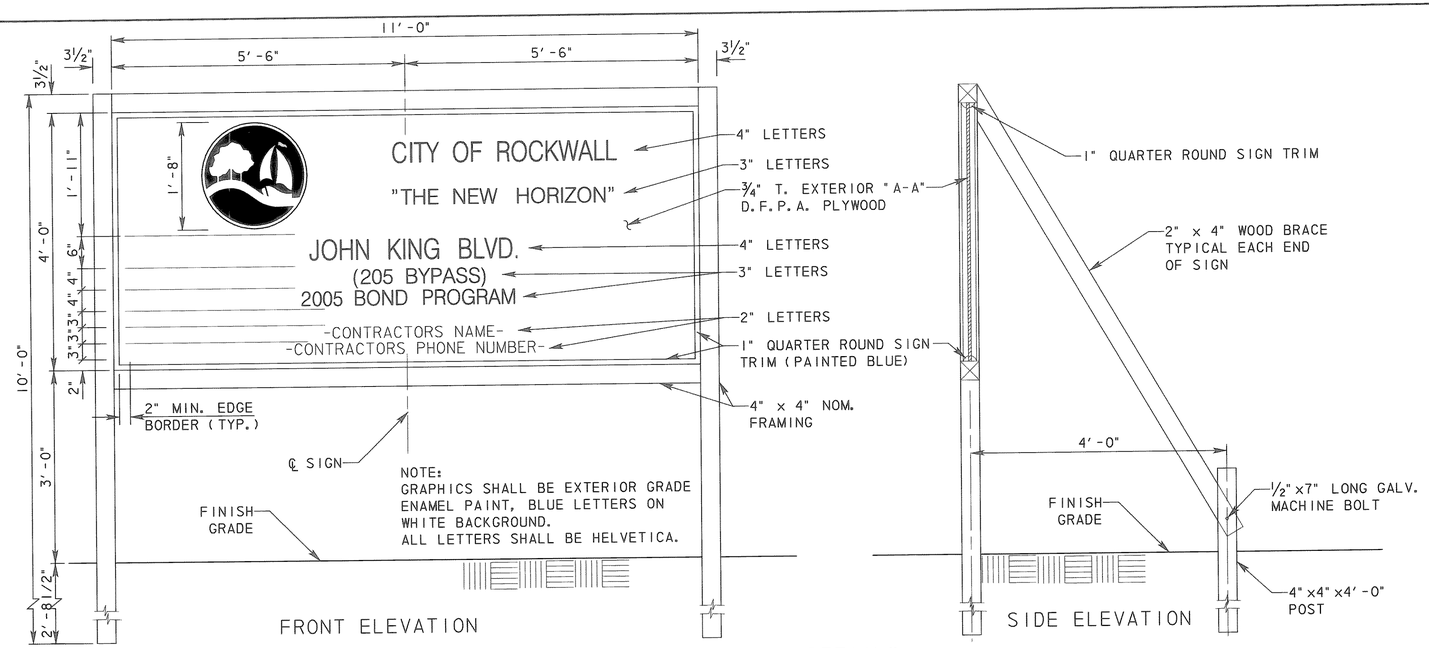

PROJECT SIGN DETAILS

N.T.S

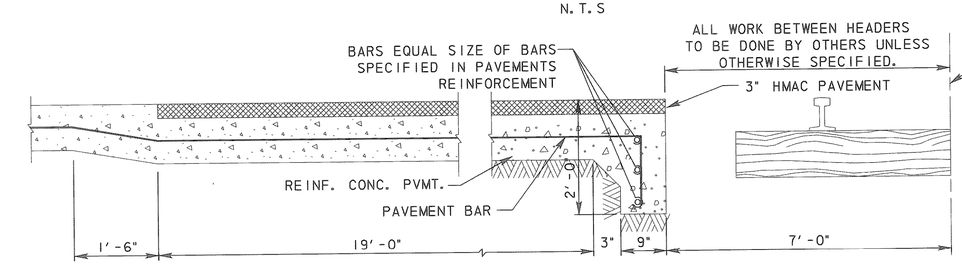

RAILROAD HEADER

N.T.S

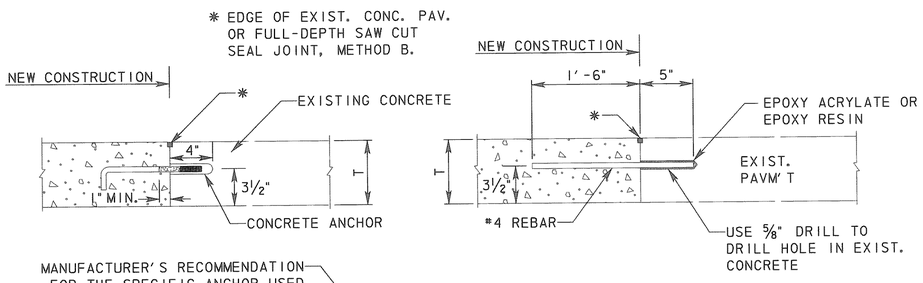

TIE BAR

1. EITHER THE HOOK TIE BOLT OR THE TIE BAR MAY BE USED TO PROVIDE LOAD TRANSFER FOR LONGITUDINAL JOINTS.
2. THE SPACING FOR EITHER TIE BARS OR HOOK TIE BARS BOTH IS 24" C-C.
3. SEE JS-94, METHOD "B" FOR JOINT SEALING DETAILS.
4. THIS DETAIL DOES NOT APPLY TO EXTENSION OF NEW CONSTRUCTION, STAGED CONSTRUCTION, OR BLOCKOUTS (SEE CPCR STANDARDS).

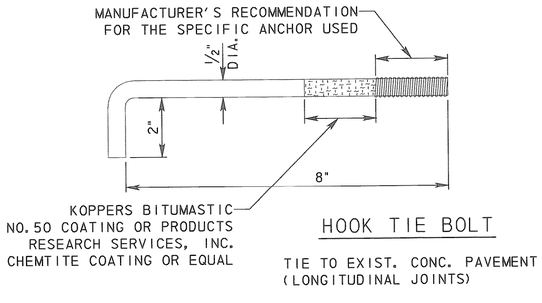

HOOK TIE BOLT

TIE TO EXIST. CONC. PAVEMENT (LONGITUDINAL JOINTS)

LONGITUDINAL JOINT DETAILS AT EXISTING PAVEMENT TIE-IN

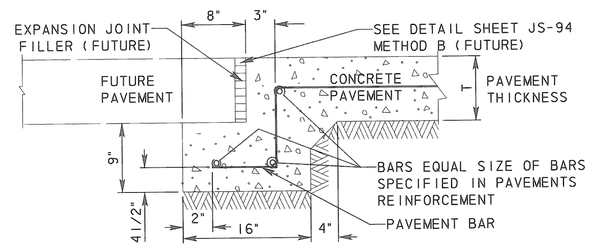

STREET HEADER FOR FUTURE PAVEMENT

N.T.S

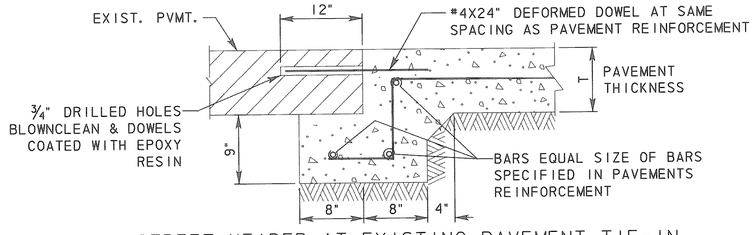

STREET HEADER AT EXISTING PAVEMENT TIE-IN

N.T.S

RECORD DRAWING

This drawing is a compilation of the original sealed engineering drawing and modifications by addenda, change orders and information furnished by the contractor. Information shown that was provided by the contractor and others not associated with the design engineer cannot be verified for accuracy or completeness. Original sealed drawing is on file at the office of AECOM USA Group, Inc., TBPE REG. NO. F-3082

ORIGINAL DRAWING SEALED & SIGNED BY
T.H. Gaertner, P.E.
TX NO. 37124

NO.	REVISION	BY	DATE

City of Rockwall, Texas

205 BYPASS
PHASE 3

MISC. ROADWAY DETAILS

1 OF 2

TCB | AECOM
TCB INC.
WWW.TCB.AECOM.COM
17300 DALLAS PARKWAY, SUITE 1010
DALLAS, TEXAS 75248

Unit	PW-DAL-FW	Scale: Horz: AS SHOWN Vert: AS SHOWN		Date	11/16/2009
Designed		Checked	TCB	Project No.	60004153
Drawn	TCB	Approved	TCB	Sheet	55 of 215

\\usdallfp01\PWX328\60004153-205Bypass\CADD\Sheets\Phase 3 - I 30 to Station SH 66\Record Drawing 10.7.09\055Ph3 MISC-RoadwayDetail801.dgn
11/16/2009