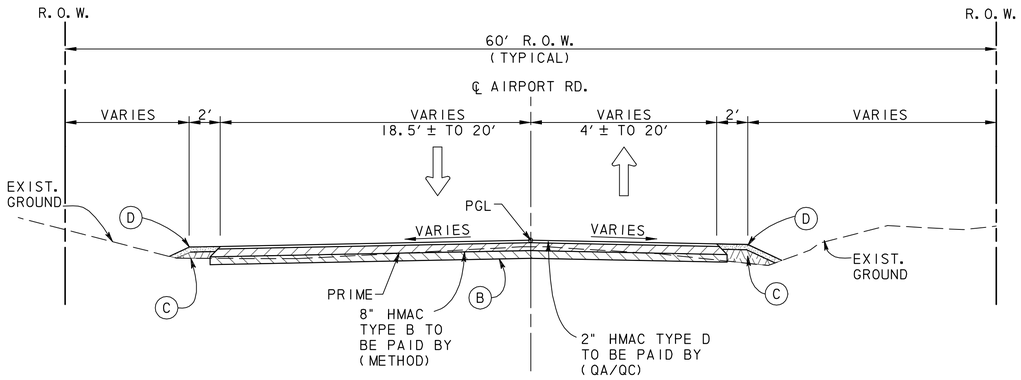

AIRPORT ROAD - ASPHALT TRANSITION (EAST)

STA. 5+33 TO STA. 6+15

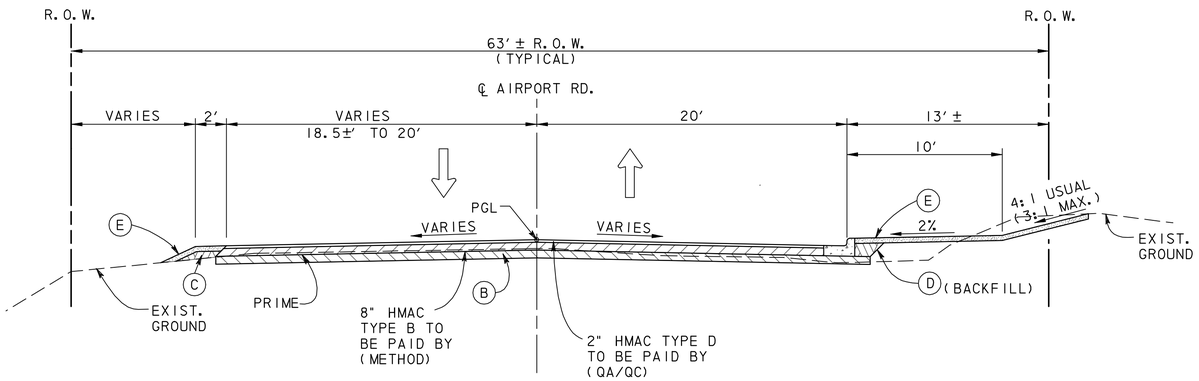

AIRPORT ROAD - ASPHALT TRANSITION (WEST)

STA. 2+50 TO STA. 2+78

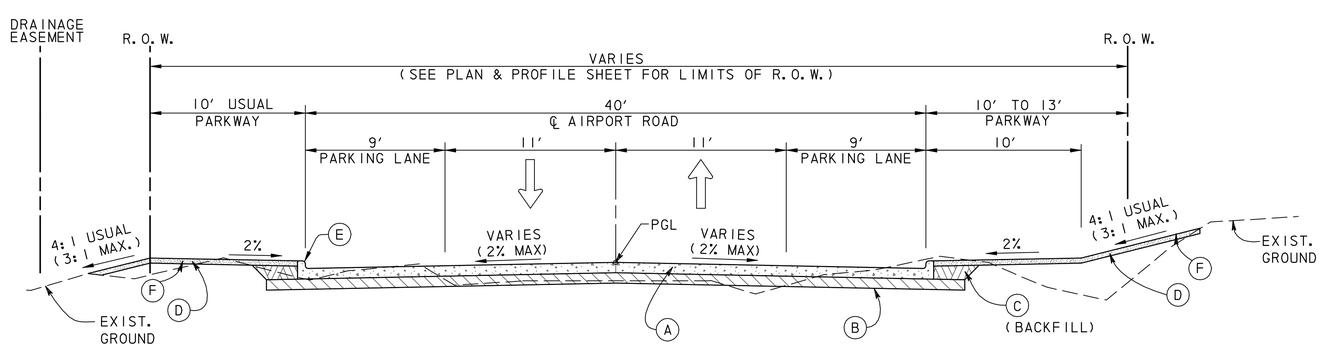

AIRPORT ROAD

STA. 2+50 TO STA. 6+15

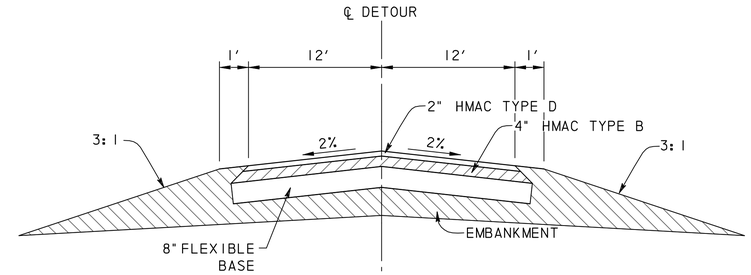

TYPICAL SECTION

N. T. S.

(A) 10" CONTINUOUSLY REINFORCED CONCRETE PAVEMENT (5000 PSI) (SEE DETAIL CRCP-03)

(B) 8" LIME TREATED SUBGRADE WITH 38 POUNDS OF LIME PER SQUARE YARD

(C) EMBANKMENT. COMPACTED TO 95% STD PROCTOR DENSITY WITH SHEEP'S FOOT ROLLER.

(D) 4" TOPSOIL WITH BLOCK SODDING ON PARKWAYS AND MEDIANS. SEE NOTE 3.

(E) MONOLITHIC INTEGRAL CONCRETE CURB AND GUTTER

(F) 4" TOPSOIL WITH HYDRO MULCH SEEDING ON SLOPED AREAS AND OTHER DISTURBED AREAS OUTSIDE OF ROW. SEE NOTE 3.

NOTES:

1. 2% CROSS-SLOPE IS USUAL, UNLESS OTHERWISE SHOWN ON PLANS.
2. REFER TO CROSS SECTIONS FOR CUT AND EMBANKMENT SLOPE INFORMATION.
3. USE IMPORTED TOP SOIL WITHIN THE ROW AND ON EARTHEN CHANNEL SLOPES. USE TOP SOIL FROM THE PROJECT SITE FOR ALL OTHER DISTURBED AREAS OUTSIDE OF ROW. THE IMPORTED TOP SOIL SHALL MEET THE REQUIREMENTS OF C.O.G. SPEC 3.8.1 AND BE A CLAYEY SILT OR SILTY CLAY TYPE SOIL MEETING THE APPROVAL OF THE CITY FOR USE ON THIS PROJECT.

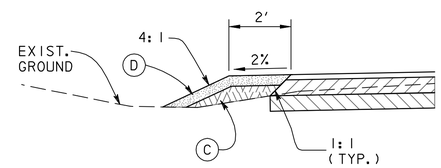

AIRPORT ROAD

TYPICAL NON-CURB FILL TIE IN SECTION

N. T. S

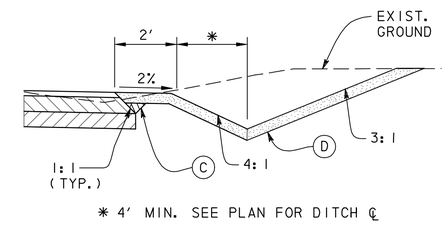

* 4' MIN. SEE PLAN FOR DITCH ℄

AIRPORT ROAD

TYPICAL NON-CURB CUT TIE IN SECTION

N. T. S

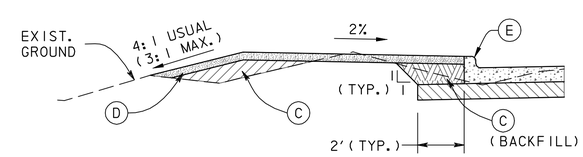

AIRPORT ROAD

TYPICAL CURB FILL TIE IN SECTION

N. T. S

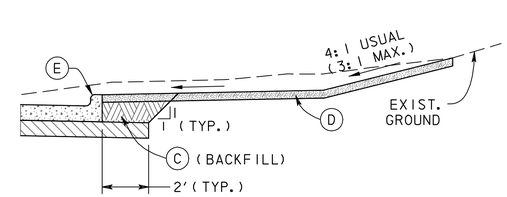

AIRPORT ROAD

TYPICAL CURB CUT TIE IN SECTION

N. T. S

RECORD DRAWING

This drawing is a compilation of the original sealed engineering drawing and modifications by addenda, change orders and information furnished by the contractor. Information shown that was provided by the contractor and others not associated with the design engineer cannot be verified for accuracy or completeness. Original sealed drawing is on file at the office of AECOM USA Group, Inc., TBPE REG. NO. F-3082

ORIGINAL DRAWING SEALED & SIGNED BY

T.H. Gaertner, P.E.

TX NO. 37124

NO.	REVISION	BY	DATE

City of Rockwall, Texas

205 BYPASS
PHASE 3

TYPICAL SECTIONS
AIRPORT RD.

TCB | AECOM
TCB INC.
WWW.TCB.AECOM.COM
17300 DALLAS PARKWAY, SUITE 1010
DALLAS, TEXAS 75248

Unit	PW-DAL-FW	Scale:	Horz: AS SHOWN Vert: AS SHOWN	Date	11/23/2009
Designed	THG	Checked		Project No.	60004153
Drawn	FG	Approved	TCB	Sheet	8 of 215

\\usdallfp001\pw\4328\60004153-205bypass\cadd\sheets\phase 3 - 1 30 to station sh 66\record drawing 10.7.09\008TypicalSections-205-04.dgn
11/23/2009