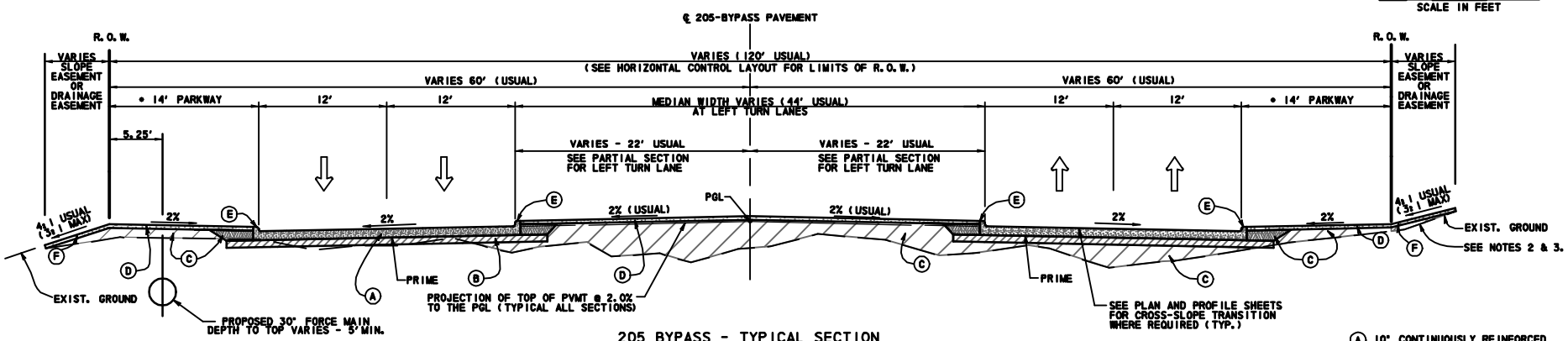

205 BYPASS - TYPICAL SECTION

NB STA. 9+83 TO STA. 42+10
SB STA. 8+70 TO STA. 42+38

* 14' USUAL PARKWAY WIDTH. IN AREAS WHERE THE DISTANCE FROM THE FACE OF CURB TO THE ROW IS GREATER THAN 14', EXTEND PARKWAY TO 14' @ 2%, THEN SLOPE TO NATURAL GROUND AT 4:1.

(A) 10" CONTINUOUSLY REINFORCED CONCRETE PAVEMENT (5000 PSI) (SEE DETAIL SHEET CRCP-03 FOR REBAR & JOINT LOCATION DETAILS)

(B) 8" LIME TREATED SUBGRADE WITH 38 POUNDS OF LIME PER SQUARE YARD

(C) EMBANKMENT, COMPACTED TO 95% STD PROCTOR DENSITY WITH SHEEP'S FOOT ROLLER.

(D) 4" TOPSOIL WITH BLOCK SODDING ON PARKWAYS AND MEDIANS. SEE NOTE 3.

(E) MONOLITHIC INTEGRAL CONCRETE CURB AND GUTTER

(F) 4" TOPSOIL WITH HYDRO MULCH SEEDING ON SLOPED AREAS AND OTHER DISTURBED AREAS OUTSIDE OF ROW. SEE NOTE 3.

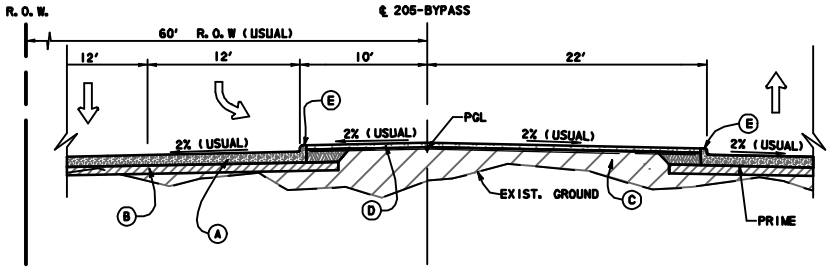

205 BYPASS - PARTIAL SECTION
TYPICAL LEFT TURN

NB STA. 38+99 TO STA. 40+65
SB STA. 42+10 TO STA. 42+38

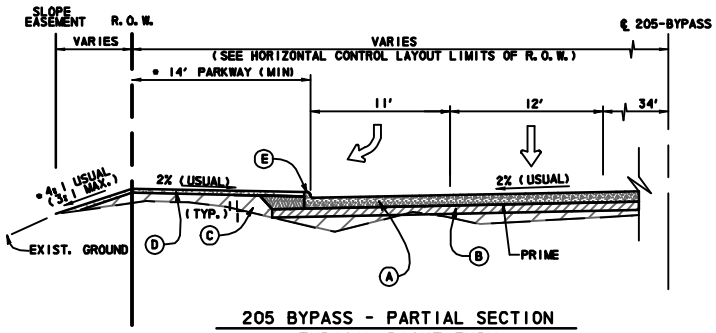

205 BYPASS - PARTIAL SECTION
TYPICAL RIGHT TURN

NB STA. 38+82 TO STA. 40+43

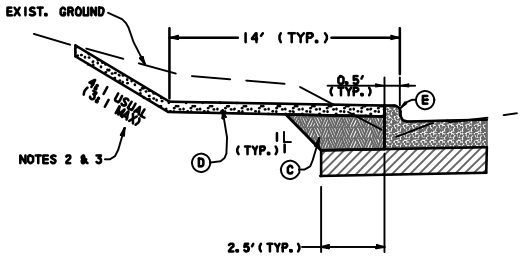

205 BYPASS - CUT TIE IN SECTION
N. T. S

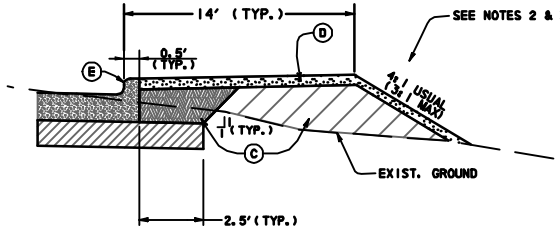

205 BYPASS - FILL TIE IN SECTION
N. T. S

NOTES:

1. 2% CROSS-SLOPE IS USUAL, UNLESS OTHERWISE SHOWN ON PLANS.
2. REFER TO CROSS SECTIONS FOR CUT AND EMBANKMENT SLOPE INFORMATION.
3. USE IMPORTED TOP SOIL WITHIN THE ROW AND ON EARTHEN CHANNEL SLOPES. USE TOP SOIL FROM THE PROJECT SITE FOR ALL OTHER DISTURBED AREAS OUTSIDE OF ROW. THE IMPORTED TOP SOIL SHALL MEET THE REQUIREMENTS OF C. O. G. SPEC 3. 8. 1 AND BE A CLAYEY SILT OR SILTY CLAY TYPE SOIL MEETING THE APPROVAL OF THE CITY FOR USE ON THIS PROJECT.
4. ALL PAVEMENT DIMENSIONS ARE TO FACE OF CURB UNLESS OTHERWISE NOTED.

RECORD DRAWING

This drawing is a compilation of the original sealed engineering drawing and modifications by addendum, change orders and information furnished by the contractor. Information shown that was provided by the contractor and others not associated with the design engineer cannot be verified for accuracy or completeness. Original sealed drawing is on file at the office of AECOM USA Group, Inc., TBPE REG. NO. F-3682

ORIGINAL DRAWING SEALED & SIGNED BY
T.H. Geertner, P.E.
TX NO. 37124

NO.	REVISION	BY	DATE

City of Rockwall, Texas

205 BYPASS
PHASE 3

TYPICAL SECTIONS
205 BYPASS

2 OF 3

TCB | AECOM
TCB INC.
WWW.TCBINC.AECOM.COM
17383 DALLAS PARKWAY, SUITE 1010
DALLAS, TEXAS 75248

Unit	PW-DAL-FW	Scale	Horz AS SHOWN Vert AS SHOWN	Date	11/23/2009
Designed	THG	Checked	TCB	Project No.	60004153
Drawn	EG	Approved	TCB	Sheet	6 of 215

\\usdal11fp01\prv\43281\60004153-205bypass\cadd\sheets\phase 3 - f 30 to station sh 56\record drawing 10.7.09\006typicalsections-205-02.dgn
11/23/2009