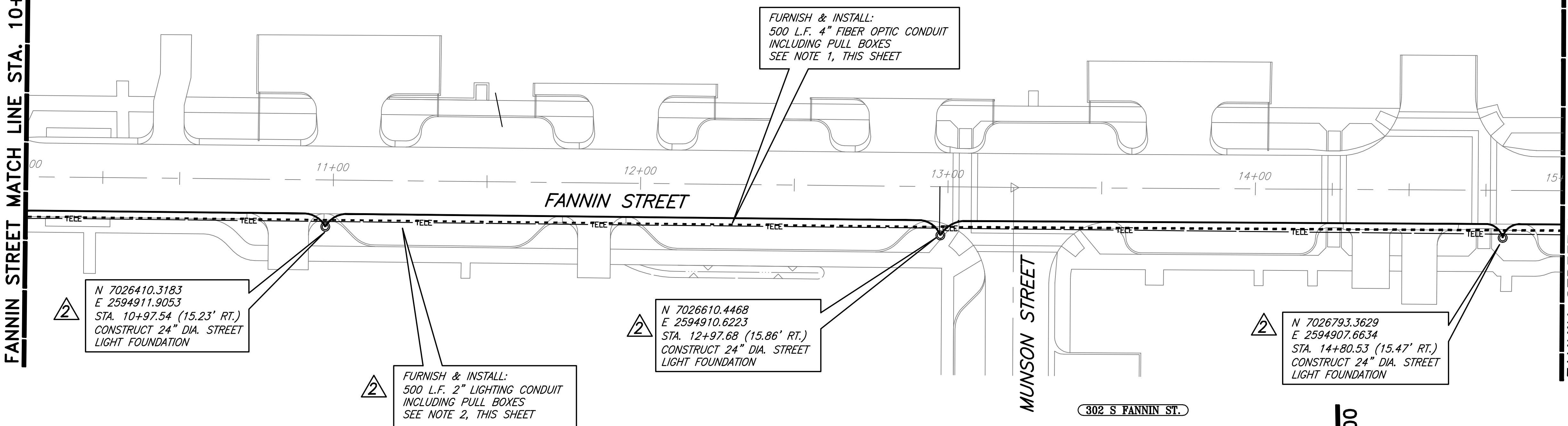


FANNIN STREET MATCH LINE STA. 10+00

FANNIN STREET MATCH LINE STA. 15+00



- LEGEND**
- □ PROPOSED 2" STREET LIGHT CONDUIT AND PULL BOX
 - □ PROPOSED 3" SIGNAL LIGHT CONDUIT AND PULL BOX
 - ■ PROPOSED 4" FIBER OPTIC CONDUIT AND PULL BOX
 - ■ PROPOSED 4" FIBER OPTIC CONDUIT AND PULL BOX (ALTERNATE BID)
 - PROPOSED 24" STREET LIGHT FOUNDATION

N 7026410.3183
E 2594911.9053
STA. 10+97.54 (15.23' RT.)
CONSTRUCT 24" DIA. STREET LIGHT FOUNDATION

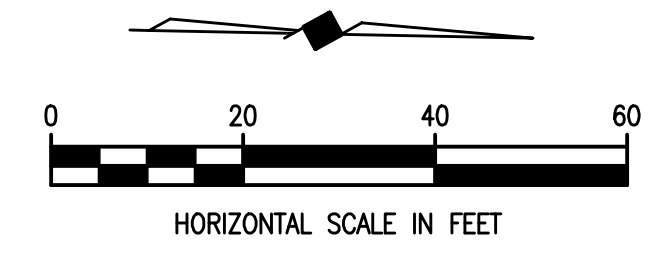
FURNISH & INSTALL:
500 L.F. 2" LIGHTING CONDUIT INCLUDING PULL BOXES
SEE NOTE 2, THIS SHEET

N 7026610.4468
E 2594910.6223
STA. 12+97.68 (15.86' RT.)
CONSTRUCT 24" DIA. STREET LIGHT FOUNDATION

N 7026793.3629
E 2594907.6634
STA. 14+80.53 (15.47' RT.)
CONSTRUCT 24" DIA. STREET LIGHT FOUNDATION

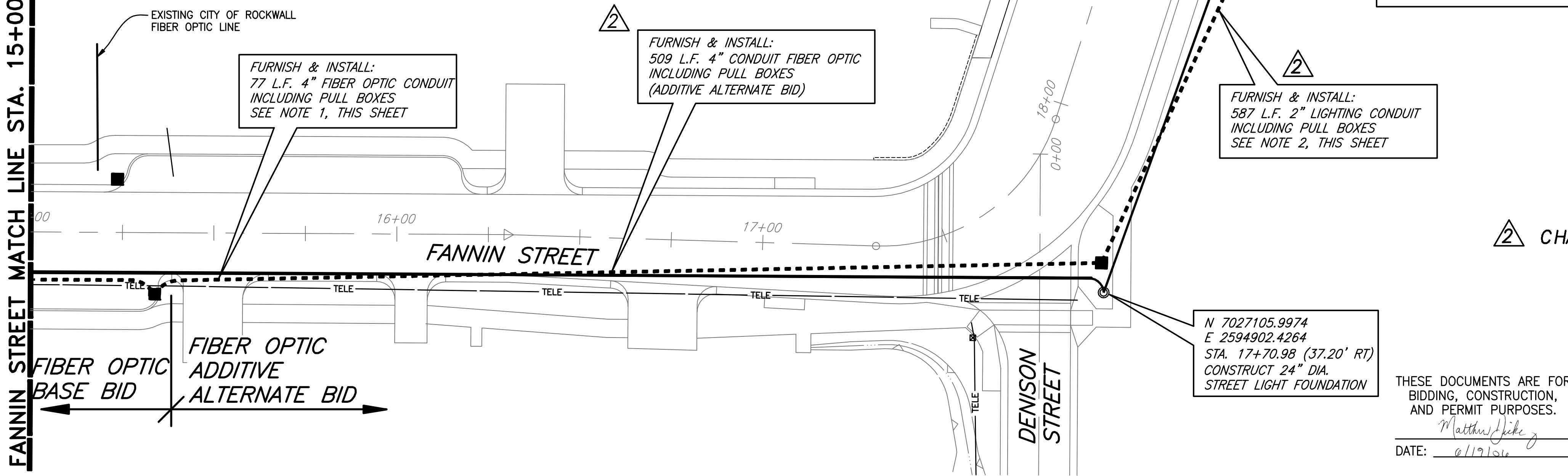
NOTES:

1. FIBER OPTIC CONDUIT SHALL BE 4-INCH DIAMETER, SCHEDULE 40 P.V.C. PIPE CONDUIT & SHALL INCLUDE PULL BOXES IN THE LINEAR FOOT UNIT PRICE.
2. STREET LIGHT CONDUIT FOR FUTURE STREET LIGHTS SHALL BE 2-INCH DIAMETER, SCHEDULE 40 P.V.C. PIPE CONDUIT (GRAY IN COLOR) & SHALL INCLUDE PULL BOXES IN THE LINEAR FOOT UNIT PRICE.
3. SIGNAL LIGHT CONDUIT FOR FUTURE STREET LIGHTS SHALL BE 3-INCH DIAMETER, SCHEDULE 40 P.V.C. PIPE CONDUIT (GRAY IN COLOR) & SHALL INCLUDE PULL BOXES IN THE LINEAR FOOT UNIT PRICE.
4. PULL BOXES FOR FIBER OPTIC CONDUIT SHALL BE SYNERTECH QUAZITE 17"x30"x36" OR APPROVED EQUAL.
5. PULL BOXES FOR SIGNAL LIGHT CONDUIT AND STREET LIGHT CONDUIT SHALL BE IN ACCORDANCE WITH TXDOT TYPE 'D'.



FANNIN STREET MATCH LINE STA. 15+00

FANNIN STREET MATCH LINE STA. 20+00



FURNISH & INSTALL:
77 L.F. 4" FIBER OPTIC CONDUIT INCLUDING PULL BOXES
SEE NOTE 1, THIS SHEET

FURNISH & INSTALL:
509 L.F. 4" CONDUIT FIBER OPTIC INCLUDING PULL BOXES
(ADDITIVE ALTERNATE BID)

FURNISH & INSTALL:
587 L.F. 2" LIGHTING CONDUIT INCLUDING PULL BOXES
SEE NOTE 2, THIS SHEET

N 7027141.4165
E 2594797.4237
STA. 18+79.24 (28.27' RT.)
CONSTRUCT 24" DIA. STREET LIGHT FOUNDATION

N 7027105.9974
E 2594902.4264
STA. 17+70.98 (37.20' RT.)
CONSTRUCT 24" DIA. STREET LIGHT FOUNDATION

This record drawing is a compilation of the sealed engineering drawing for this project, modified by addenda, change orders and information furnished by the contractor. The information shown on the record drawings that was provided by the contractor or others not associated with the design engineer cannot be verified for accuracy or completeness. This original sealed drawings are on file at the offices of Birkhoff, Hendricks & Conway, L.L.P.
BY MH DATE 4/25/09

CHANGE ORDER NO. 2 - MARCH 28, 2008

These plans and related specifications were prepared for construction of this specific project only. Reuse of these documents is not permitted without written authorization of Birkhoff, Hendricks, & Conway, L.L.P.

THESE DOCUMENTS ARE FOR BIDDING, CONSTRUCTION, AND PERMIT PURPOSES.
Matthew Hickey
DATE: 4/19/09



CITY OF ROCKWALL, TEXAS

FANNIN STREET IMPROVEMENTS
STREET LIGHTING, SIGNAL LIGHTING & FIBER OPTIC CONDUIT PLAN

BIRKHOFF, HENDRICKS & CONWAY, L.L.P.
CONSULTING ENGINEERS
Dallas, Texas

| | | |
|----------------------------|-------------------|--------------|
| PROJECT ENGINEER: M.H. | PROJECT: 2005-111 | SHEET NO. 61 |
| PROJECT TECHNICIAN: K.A.B. | DATE: April, 2008 | |