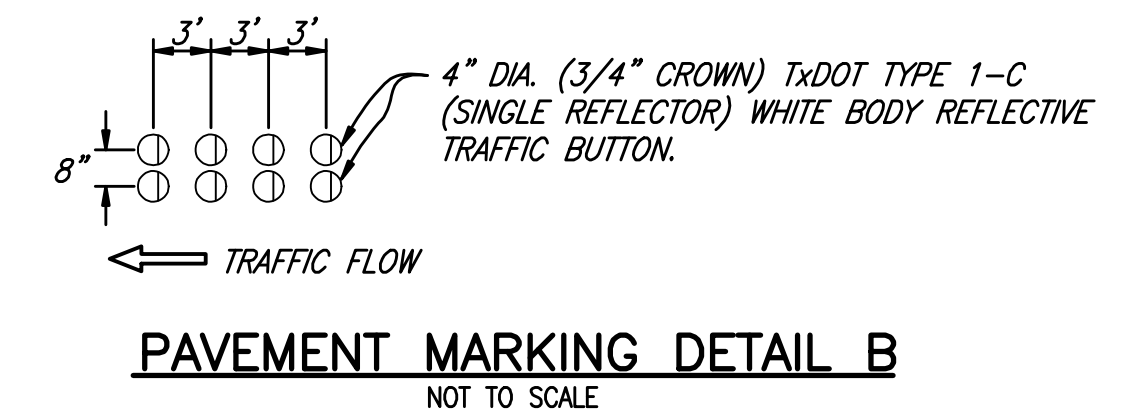
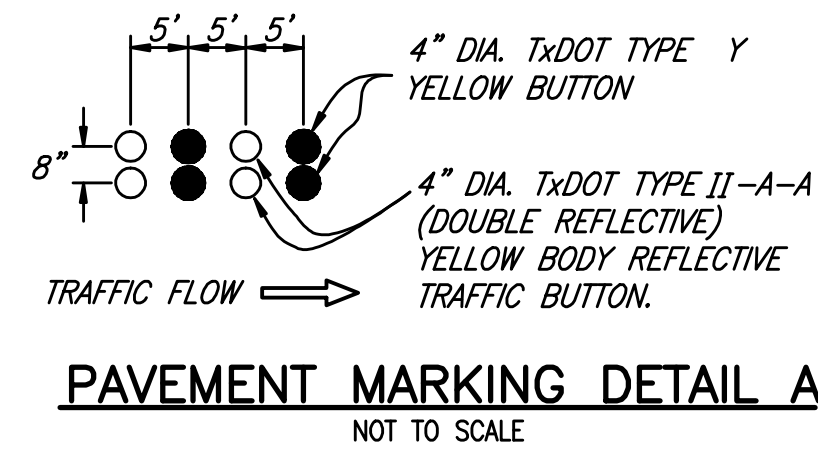
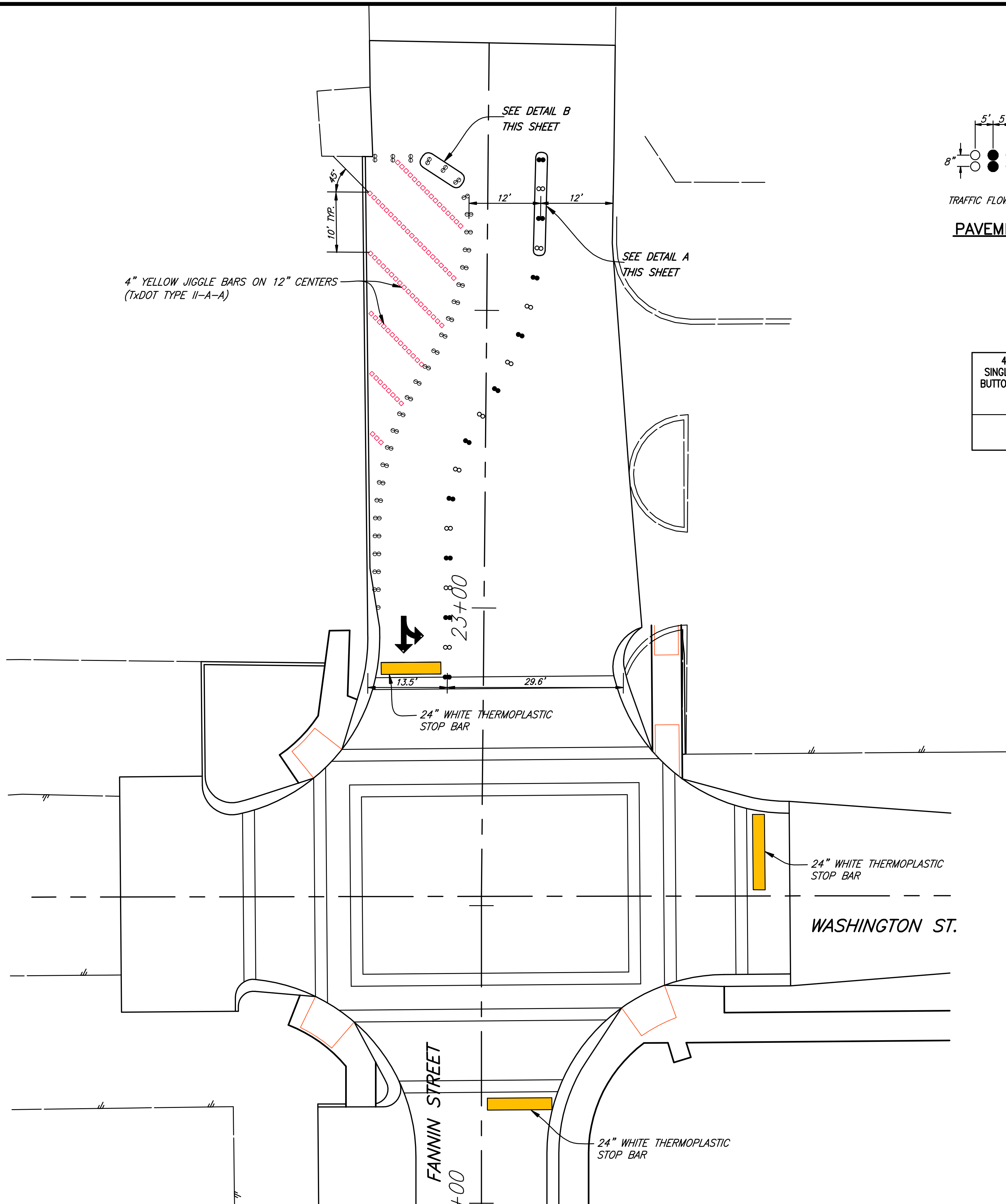


REVISID: 4/29/09 - GDAVIS
 C:\acad_jobs\Rockwall\20051111\Sheets\20051111-089_STRIPING-PLAN.dwg
 PLOT STYLE: 22x34.ctb
 PLOTTED BY: GDAVIS ON: 4/30/2009
 PLOT SCALE: 1:10

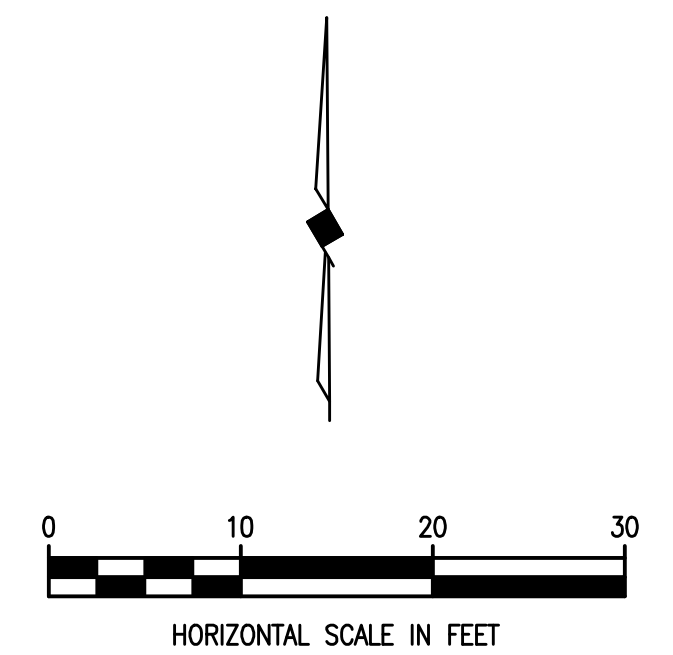


TRAFFIC MARKINGS & BUTTONS QUANTITIES

4" WHITE SINGLE REFLECT. BUTTON (TY. 1-C)	4" YELLOW BUTTON TYPE Y	4" YELLOW DOUBLE REFLECT. BUTTON TYPE II-A-A	4" JIGGLE BAR YELLOW TYPE II-A-A	24" WHITE THERMOPLASTIC STOP BAR	THROUGH LANE/LEFT TURN WHITE THERMOPLASTIC ARROW
61 EA.	20 EA.	18 EA.	180 EA.	34 L.F.	1 EA.


- NOTES:**
1. TRAFFIC BUTTONS & JIGGLE BARS SHALL BE FROM A SINGLE MANUFACTURE.
 2. TRAFFIC BUTTONS & JIGGLE BARS SHALL SIT ON EPOXY "CUSHION". BUTTONS & JIGGLE BARS SHALL NOT BE IN DIRECT CONTACT WITH THE PAVEMENT.
 3. EPOXY SHALL BE IN ACCORDANCE WITH TxDOT ITEM 575 TYPE I & I-M.
 4. THROUGH LANE/LEFT TURN ARROW PAVEMENT MARKINGS SHALL BE AS A SINGLE PAY ITEM AND SHALL CONSIST OF WHITE THERMOPLASTIC.

This record drawing is a compilation of the sealed engineering drawing for this project; modified by addenda, change orders and information furnished by the contractor. The information shown on the record drawings that was provided by the contractor or others not associated with the design engineer cannot be verified for accuracy or completeness. This original sealed drawings are on file at the offices of Birkhoff, Hendricks & Conway, L.L.P.
 BY MH DATE 4/25/09



These plans and related specifications were prepared for construction of this specific project only. Reuse of these documents is not permitted without written authorization of Birkhoff, Hendricks, & Conway, L.L.P.

THESE DOCUMENTS ARE FOR BIDDING, CONSTRUCTION, AND PERMIT PURPOSES.
 DATE: 4/29/09



CITY OF ROCKWALL, TEXAS

**FANNIN STREET IMPROVEMENTS
 STRIPING - PLAN
 WASHINGTON & FANNIN INTERSECTION**

BIRKHOFF, HENDRICKS & CONWAY, L.L.P.
 CONSULTING ENGINEERS
 Dallas, Texas

PROJECT ENGINEER: M.H.	PROJECT: 2005111	SHEET NO. 59
PROJECT TECHNICIAN: M.V.O.	DATE: June, 2006	