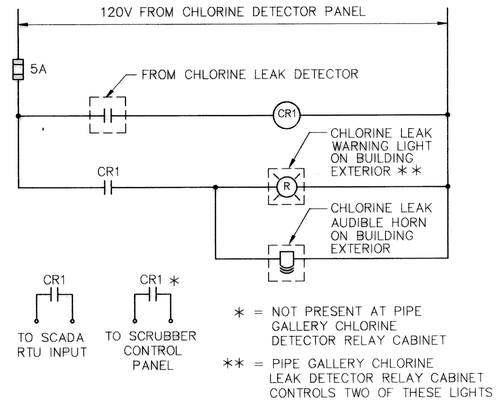

CONTROL SCHEMATIC – CHLORINE ROOM CHLORINE LEAK DETECTOR RELAY CABINET

(TYP. FOR PIPE GALLERY CHLORINE LEAK DETECTOR RELAY CABINET)

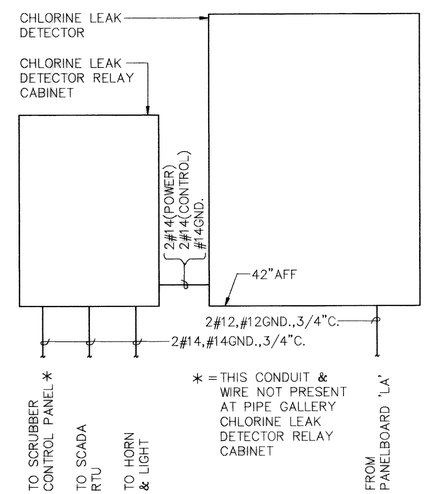

FRONT ELEVATION – CHLORINE LEAK DETECTOR AND CHLORINE LEAK DETECTOR RELAY CABINET

N.T.S.

REFER TO GARICO, INC.
JOB.. No. 9114 DWGS 01,02,03
& 04 FOR CHANGES TO THIS SHT.

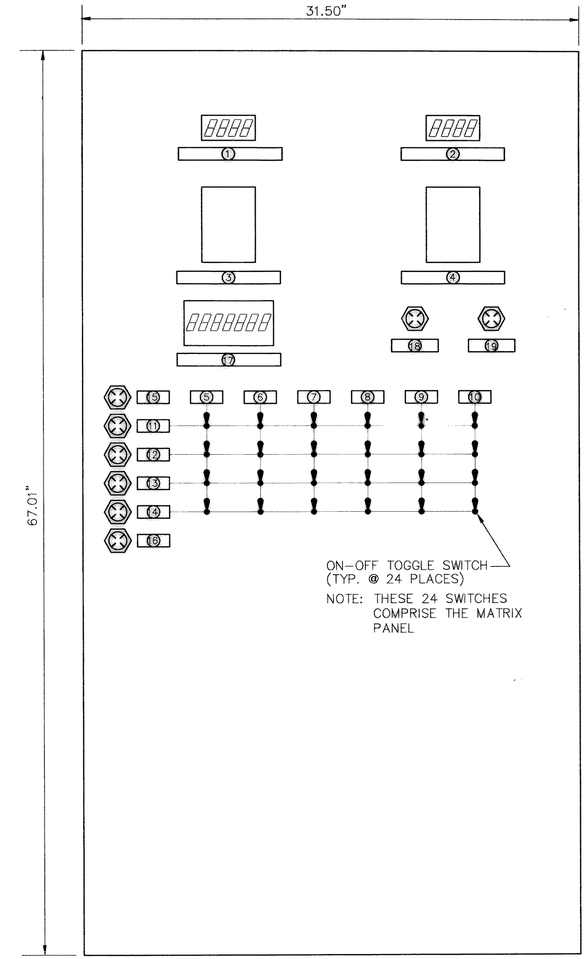

NAMEPLATE	INSTRUMENT
1. PUMP STATION FLOW RATE(GPM)	FLOW INDICATOR, FI 101
2. GROUND STORAGE TANK LEVEL(FT.)	LEVEL INDICATOR, LI 102
3. PUMP STATION FLOW RATE(GPM)	FLOW INDICATING RECORDER FIR 101
4. GROUND STORAGE TANK LEVEL(FT.)	LEVEL INDICATING RECORDER LIR 102
5. PUMP NO.1	—
6. PUMP NO.2	—
7. PUMP NO.3	—
8. PUMP NO.4	—
9. PUMP NO.5	—
10. PUMP NO.6	—
11. STEP NO.1	AIL
12. STEP NO.2	AIL
13. STEP NO.3	AIL
14. STEP NO.4	AIL
15. ELEVATED TANK HIGH LEVEL	AIL
16. ELEVATED TANK LOW LEVEL	AIL
17. PUMP STATION FLOW(READING X 1000=GALS)	INTEGRATOR FY 101 AND TOTALIZER FQI 101
18. GROUND STORAGE TANK LOW LEVEL	AIL
19. GROUND STORAGE TANK HIGH LEVEL	AIL

AIL = AMBER INDICATING LIGHT

STATE OF TEXAS
ALVIN L. HILEY
21888
REGISTERED
PROFESSIONAL ENGINEER
12-4-90

FRONT ELEVATION – INSTRUMENT AND CONTROL CABINET

N.T.S.

RECORD DRAWING
BASED ON INFORMATION SUPPLIED BY THE CONTRACTOR
DATE: 12/18/92 BY: MAC

DATE	REVISION	BY
12/18/92	1 RECORD DRAWINGS FURNISHED BY CONTRACTOR	MAC

DESIGNED ____ DRAWN ____ TRACED ____ CHECKED ____

JOB NO. ROK 89005
DATE ____
SCALE AS SHOWN

FREESE AND NICHOLS, INC.
CONSULTING ENGINEERS
FORT WORTH–ARLINGTON–AUSTIN, TEXAS

CITY OF ROCKWALL, TEXAS
EASTSIDE PUMP STATION

ELECTRICAL
INSTRUMENTATION AND CONTROL

SHEET 39 OF 39

ACAD Rel 12 User: Hugo Trevino
N:\RESTORE\FEET\ROKDWG59.DWG
DEC 29, 1992 2:05:50 P.M.

ACAD/BYRD
N:\ROK90231\ROKDWG39.DWG