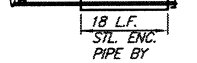


CONTRACTOR SHALL VERIFY THE LOCATION AND DEPTH OF EXIST. 10" W.L. PRIOR TO INSTALLING ENC. PIPE.

PROFILE DETAIL
NO SCALE

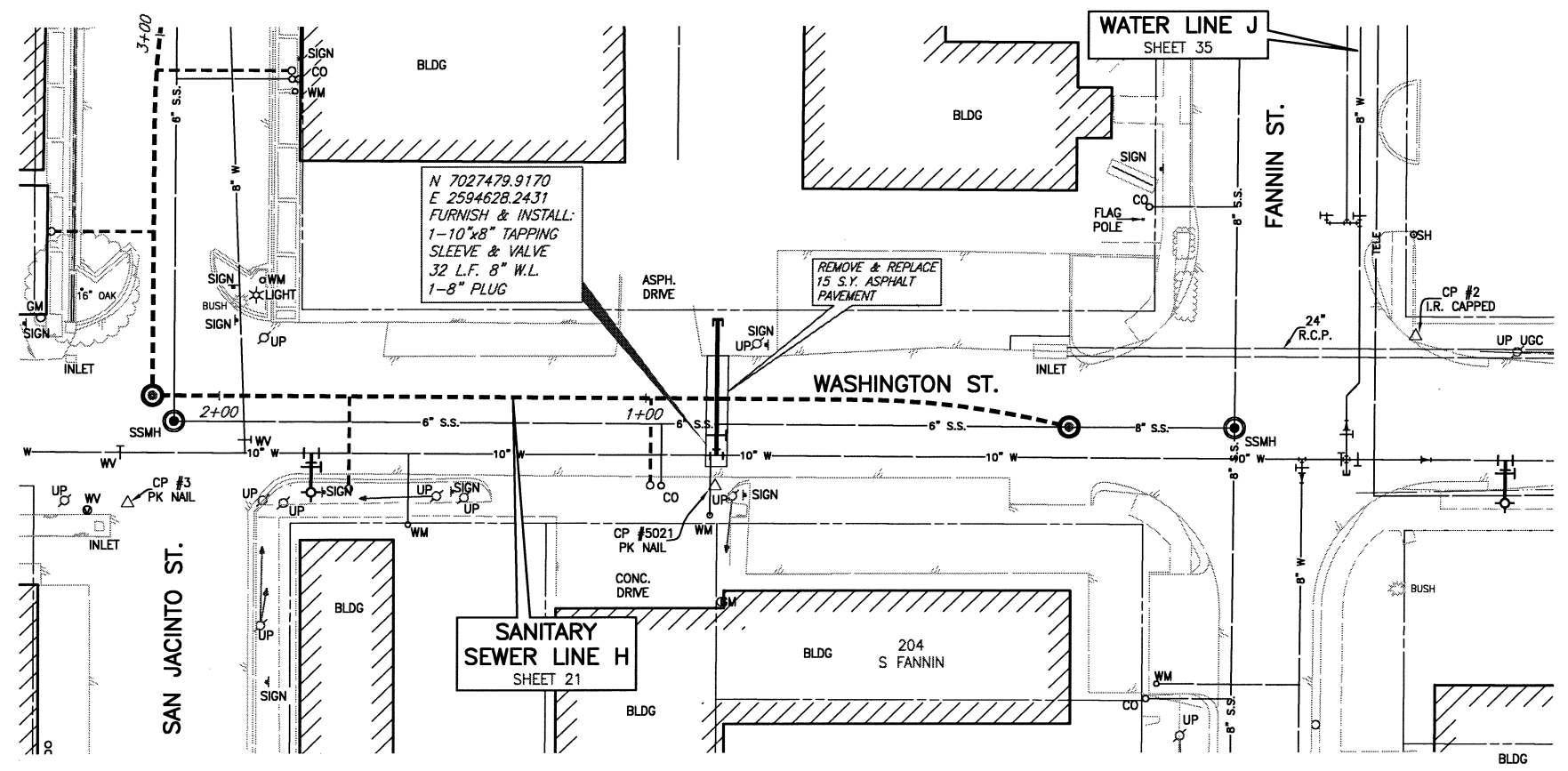
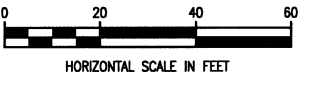
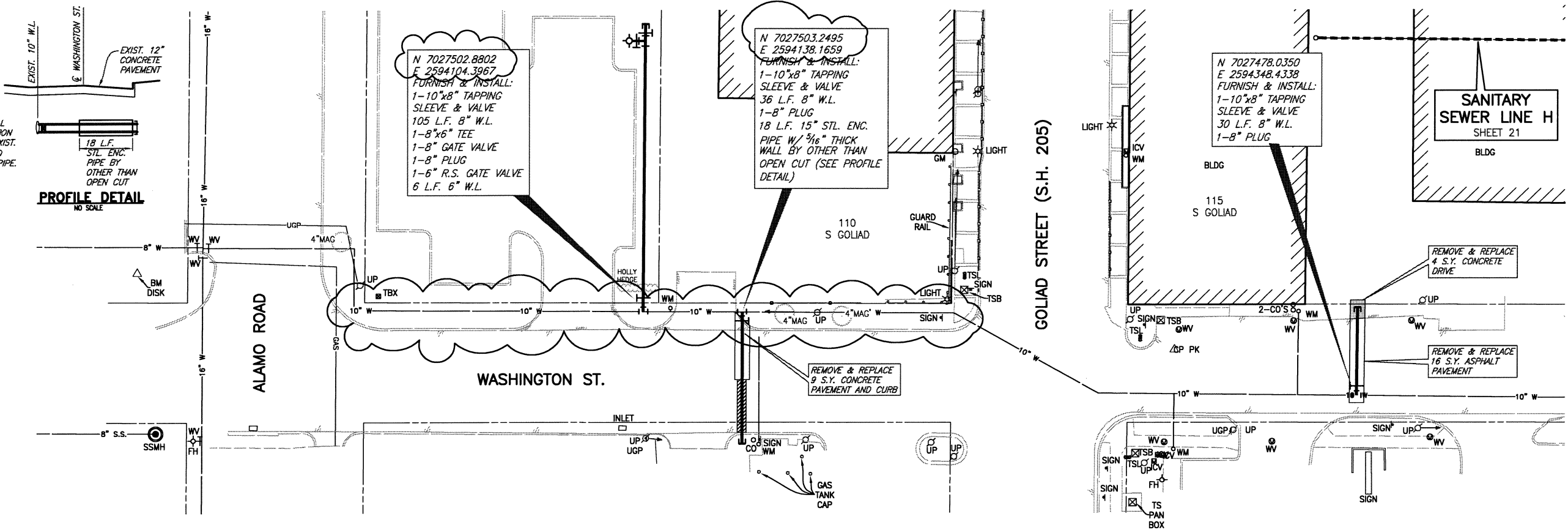


N 7027502.8802
E 2594104.3967
FURNISH & INSTALL:
1-10"x8" TAPPING SLEEVE & VALVE
1-8" GATE VALVE
105 L.F. 8" W.L.
1-8"x6" TEE
1-8" GATE VALVE
1-8" PLUG
1-6" R.S. GATE VALVE
6 L.F. 6" W.L.

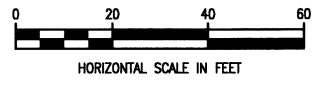
N 7027503.2495
E 2594138.1659
FURNISH & INSTALL:
1-10"x8" TAPPING SLEEVE & VALVE
36 L.F. 8" W.L.
1-8" PLUG
18 L.F. 15" STL. ENC.
PIPE W/ 3/16" THICK WALL BY OTHER THAN OPEN CUT (SEE PROFILE DETAIL)

N 7027478.0350
E 2594348.4338
FURNISH & INSTALL:
1-10"x8" TAPPING SLEEVE & VALVE
30 L.F. 8" W.L.
1-8" PLUG

SANITARY SEWER LINE H
SHEET 21




This record drawing is a compilation of the sealed engineering drawing for this project, modified by addenda, change orders and information furnished by the contractor. The information shown on the record drawings that was provided by the contractor or others not associated with the design engineer cannot be verified for accuracy or completeness. This original sealed drawings are on file at the offices of Birkhoff, Hendricks & Carter, L.L.P.
BY PAC DATE 5/29/10



REVISED: DEC. 4, 2008
REVISED: JAN. 2, 2009

BIRKHOFF, HENDRICKS & CONWAY, L.L.P.
PROFESSIONAL ENGINEERS
11910 Greenville Ave., Suite 600
Dallas, Texas
(214) 361-7900



Ronald V. Conway
12/4/08

CITY OF ROCKWALL, TEXAS
DOWNTOWN AREA WATER AND SANITARY SEWER IMPROVEMENTS
WATER LINE CONNECTION PLAN

BHC PROJECT NO. 2007-148
OCTOBER 2008
SHEET NO. **37**