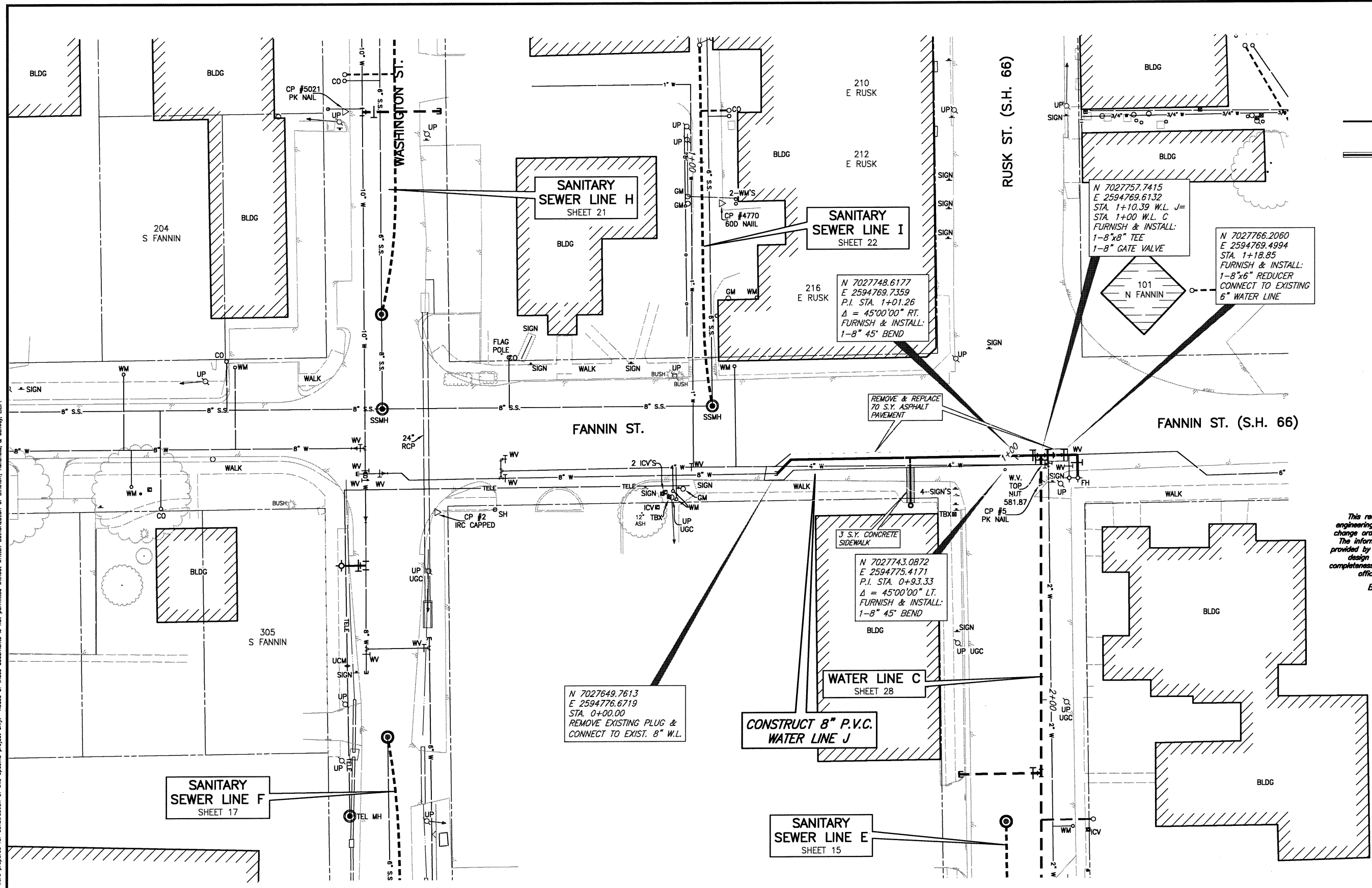


These plans and related specifications were prepared for construction of this specific project only. Reuse of these documents is not permitted without written authorization of Birkhoff, Hendricks, & Conway, L.L.P.



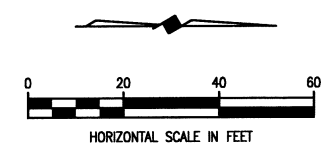
**LEGEND**

—○— PROPOSED WATER SERVICE W/  
WATER METER & METER BOX

—▬— PROPOSED WATER SERVICE IN  
2" STEEL ENCASEMENT BY  
OTHER THAN OPEN CUT


*This record drawing is a compilation of the sealed engineering drawing for this project, modified by addenda, change orders and information furnished by the contractor. The information shown on the record drawings that was provided by the contractor or others not associated with the design engineer cannot be verified for accuracy or completeness. This original sealed drawing is on file at the offices of Birkhoff, Hendricks & Conway, L.L.P.*

BY PAC DATE 5/29/10



REVISED: NOV. 24, 2008

**BIRKHOFF, HENDRICKS & CONWAY, L.L.P.**  
 PROFESSIONAL ENGINEERS  
 11910 Greenville Ave., Suite 600  
 Dallas, Texas  
 (214) 361-7900



*Ronald V. Conway*  
 12/4/08

**CITY OF ROCKWALL, TEXAS**  
 DOWNTOWN AREA WATER AND SANITARY SEWER IMPROVEMENTS  
**WATER LINE J - PLAN**  
 STA. 0+00 TO STA. 2+21.89

BHC PROJECT NO. 2007-148	SHEET NO. <b>35</b>
OCTOBER 2008	