




submittals / revisions

no.	date	detail
4/2/2014	Electrical	Revisions

la terra studio, inc.

12024
 Its project number
 02.26.2014
 date
 C.A.D.
 drawn by
 J.W.
 checked by

registration



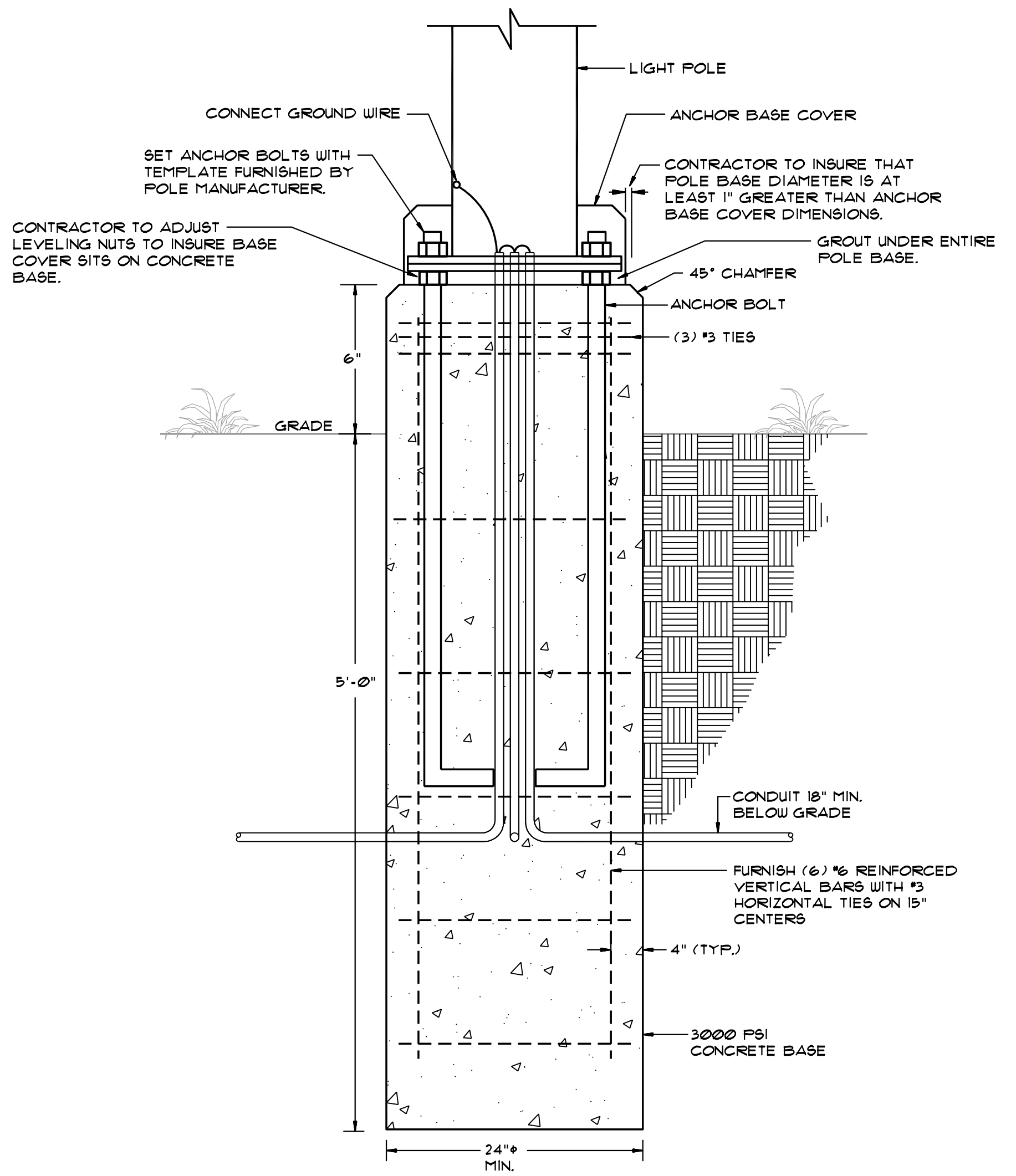
sheet title
Electrical Details & Schedules - Phase 2
 sheet number

EL2.03

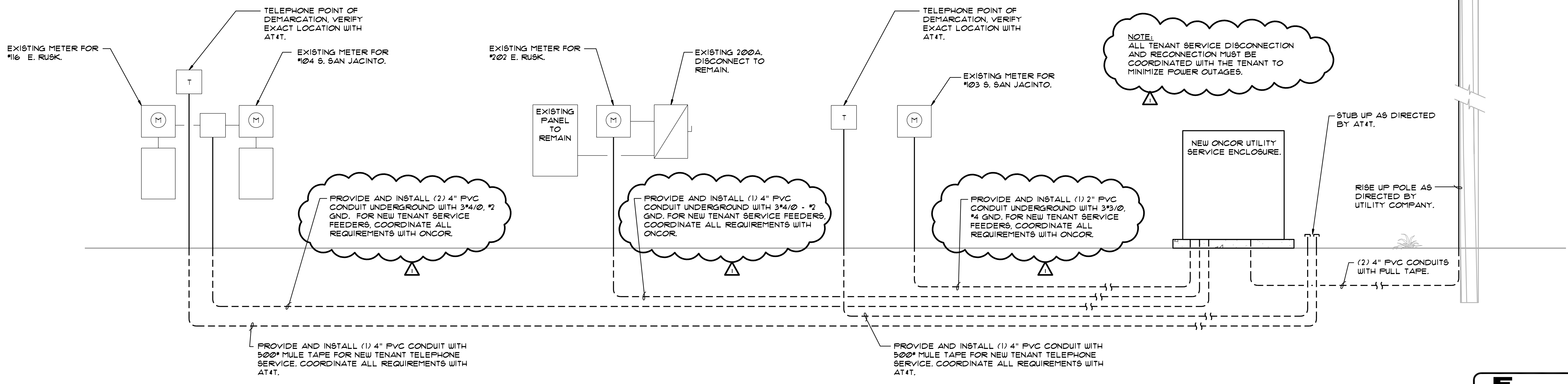
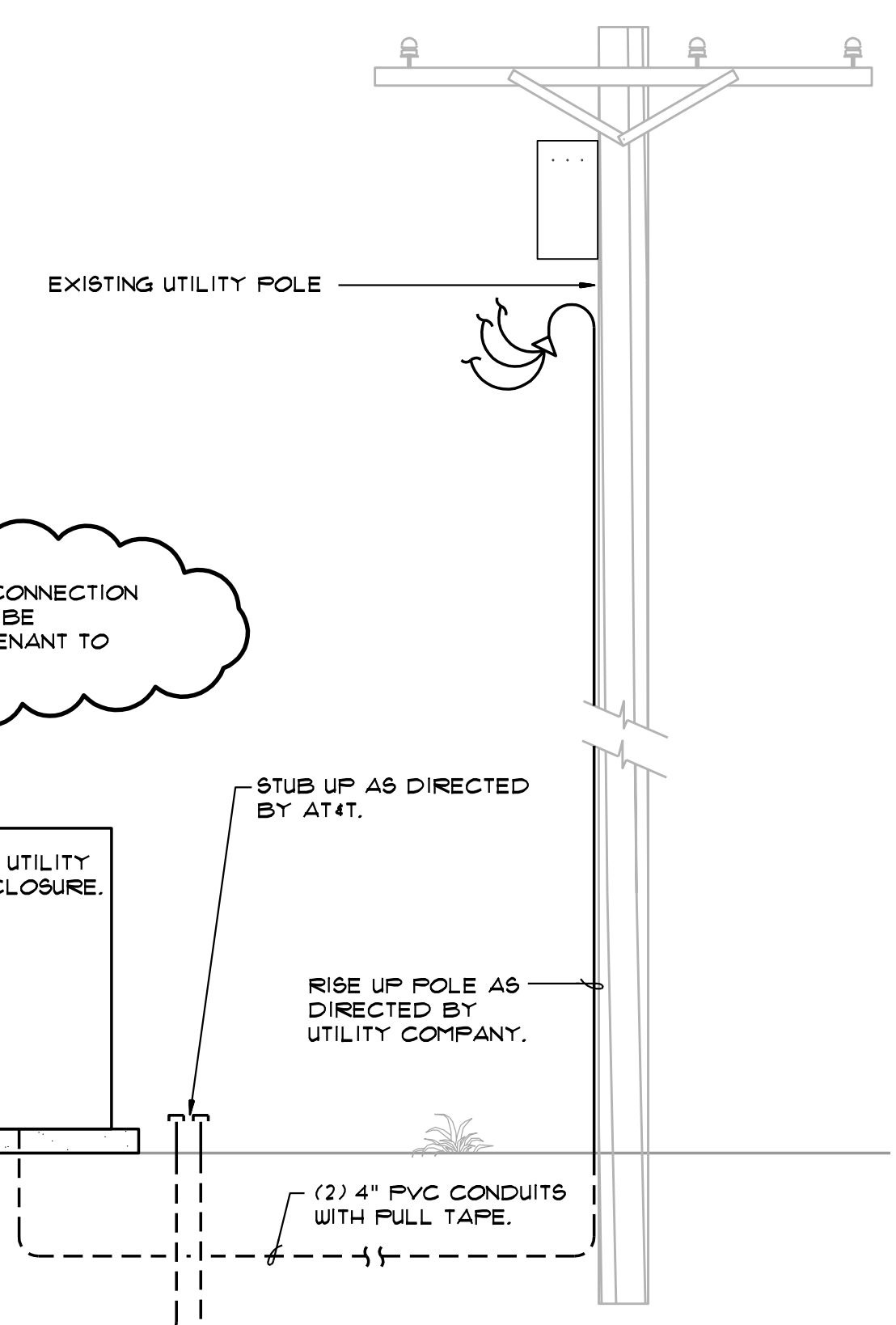
LUMINAIRE SCHEDULE						
TYPE	DESCRIPTION	MANUFACTURER/MODEL #	VOLTAGE	LAMP	REMARKS	
S1	POST TOP MOUNTED LED ACORN FIXTURE ON 12'-6" FLUTED POLE	HADCO; FIXTURE *CI1540, BANNER ARM *CA1540A, POLE *CP1540A	277V	LED5 FURNISHED	WITH BASE MOUNTED TRANSFORMER AND FUSE HOLDERS FOR RECEPTACLE. REFER 1/EL2.02 FOR POLE BASE DETAIL	
S1A	SAME AS TYPE 'S1' EXCEPT W/ TWIN SIDED BANNER ARMS	HADCO; FIXTURE *CI1540, (2) BANNER ARMS *CA1540A, POLE *CP1540A	277V	LED5 FURNISHED	WITH BASE MOUNTED TRANSFORMER AND FUSE HOLDERS FOR RECEPTACLE. REFER 1/EL2.02 FOR POLE BASE DETAIL	
S2	ARM MOUNTED LED ACORN FIXTURE 16'-0" A.F.G. ON 25'-0" FLUTED POLE	HADCO; FIXTURE *CI1540, (2) BANNER ARMS *CA1540A, POLE *CP1540B MOD W/ *CA1540B ARM BRACKET	277V	LED5 FURNISHED	WITH BASE MOUNTED TRANSFORMER AND FUSE HOLDERS FOR RECEPTACLE. REFER 1/EL2.02 FOR POLE BASE DETAIL	
S3	FESTOON LIGHTS ANCHORED TO EYE BOLT AT TOP OF 'S2' POLES	TOKISTAR *EXBK-12-W-F (MOUNTING) *EX-MDA-BK (POWER SUPPLY) *T24-300	24V	FURNISHED	PROVIDE WITH 1/8" ROUND AIRCRAFT CANTENARY CABLE	
S4	SAME AS TYPE 'S1' EXCEPT W/ DUPLEX RECEPTACLE W/ IN-USE COVER AT POLE BASE ABOVE HAND HOLE FOR VENDOR POWER		277V			

ELECTRICAL SYMBOL LEGEND			
NOTE: NOT ALL SYMBOLS APPEAR ON ALL DRAWINGS			
SYMBOL	DESCRIPTION	SYMBOL	DESCRIPTION
⊕	Pole/Arm Mounted Area Light w/ Twin Sided Banner Arms (Arrow Denotes Banner Arm Orientation)	⊖	Flush In Wall Duplex Receptacle
⊕	Post Top Mounted Area Light w/ Single Sided Banner Arms (Arrow Denotes Banner Arm Orientation)	⊖	Flush In Wall Duplex Receptacle - Ground Fault Circuit Interrupt
---	String Lights	⌚	Timeclock
---	Conduit In Or Under Floor / Grade	☀	Photocell
---	Home-run To Panelboard In Or Under Floor / Grade	⊞	Surface Mounted Branch Circuit Panel
---	Wire Run Indicating Ground Wire, Phase And Neutral Conductors	⊞	Fused Disconnect Switch
⊞	Junction Box Flush With Grade	⊞	Transformer
		⊞	Weatherproof

NEW PANEL 'P'									
LOAD					LOAD				
NOTES	DESCRIPTION	P - AMP	POWER	PH / CKT #	POWER	LIGHTING	P - AMP	DESCRIPTION	NOTES
	Stage Receptacle	1 - 20	1200	1 A 2	1200		1 - 20	Stage Receptacle	
	Stage Receptacle	1 - 20	1200	3 B 4	1200		1 - 20	Stage Receptacle	
	Festoon Lights	1 - 20	300	5 C 6		300	1 - 20	Festoon Lights	
	Space Only	1 - -	-----	7 A 8	-----	-----	1 - -	Space Only	
	Space Only	1 - -	-----	9 B 10	-----	-----	1 - -	Space Only	
	Space Only	1 - -	-----	11 C 12	-----	-----	1 - -	Space Only	
LOAD SUMMARY			CONN. KW	NEG. DIV.	DIV. KW				
LIGHTING			0.6	X 125	0.8	POLES		12	
POWER			4.8	X 10	4.8	SIZE		70A AMP	
OTHER			0.0	X 10	0.0	MAINS		60 AMP M.C.B.	
						VOLTS		120/208V, 3ø, 4W	
						A.I.C.		10K	
						MOUNTING		Surface	
						ENCLOSURE		NEMA 3R	
TOTALS			5.4		5.6				
PROJECT		Downtown Rockwall Streetscape - Phase 2 Rockwall, Texas			NOTES:		PANEL AMPS		
PANEL LOCATION:		Back of Stage @ Pedestrian Mall					LOADS PER PHASE:		
DATE:		February 2014					PHASE A (KW)		
							PHASE B (KW)		
							PHASE C (KW)		



1 POLE BASE DETAIL
 SCALE: NONE



2 TENANT ELECTRICAL SERVICE RISER DIAGRAM
 SCALE: NONE