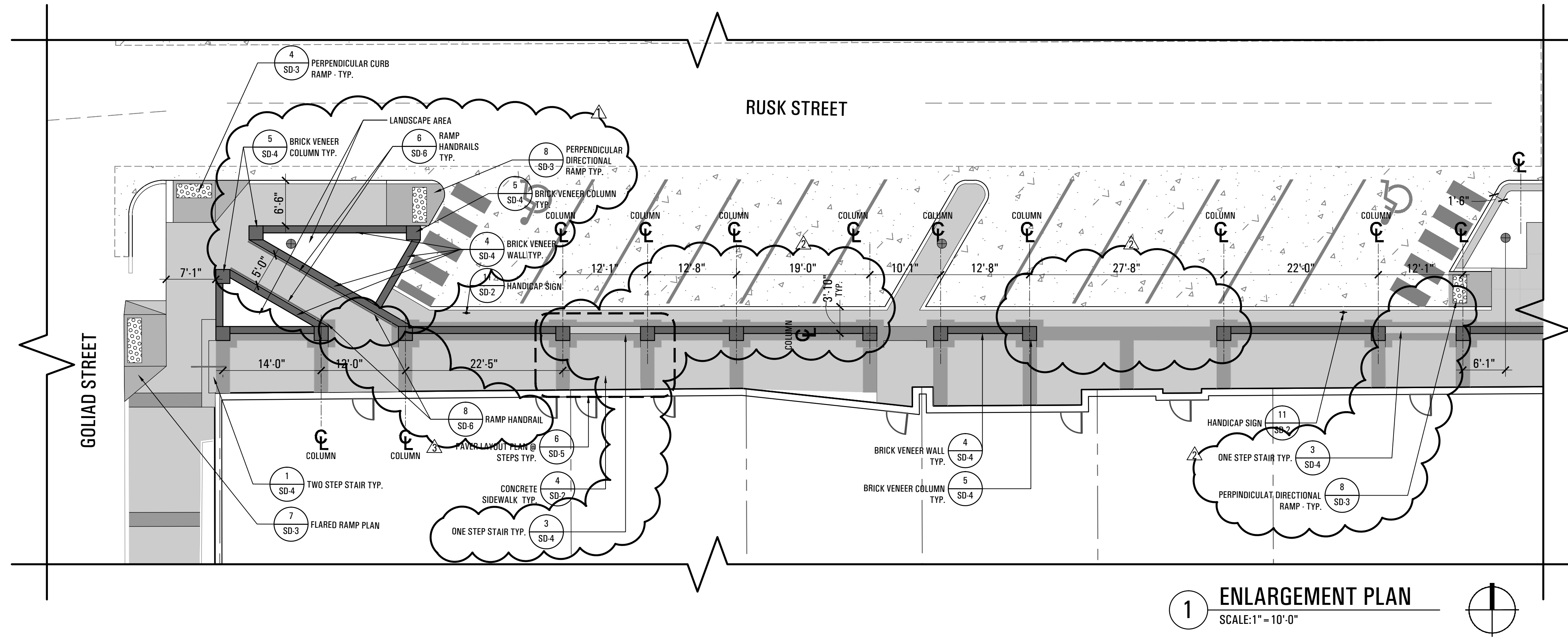
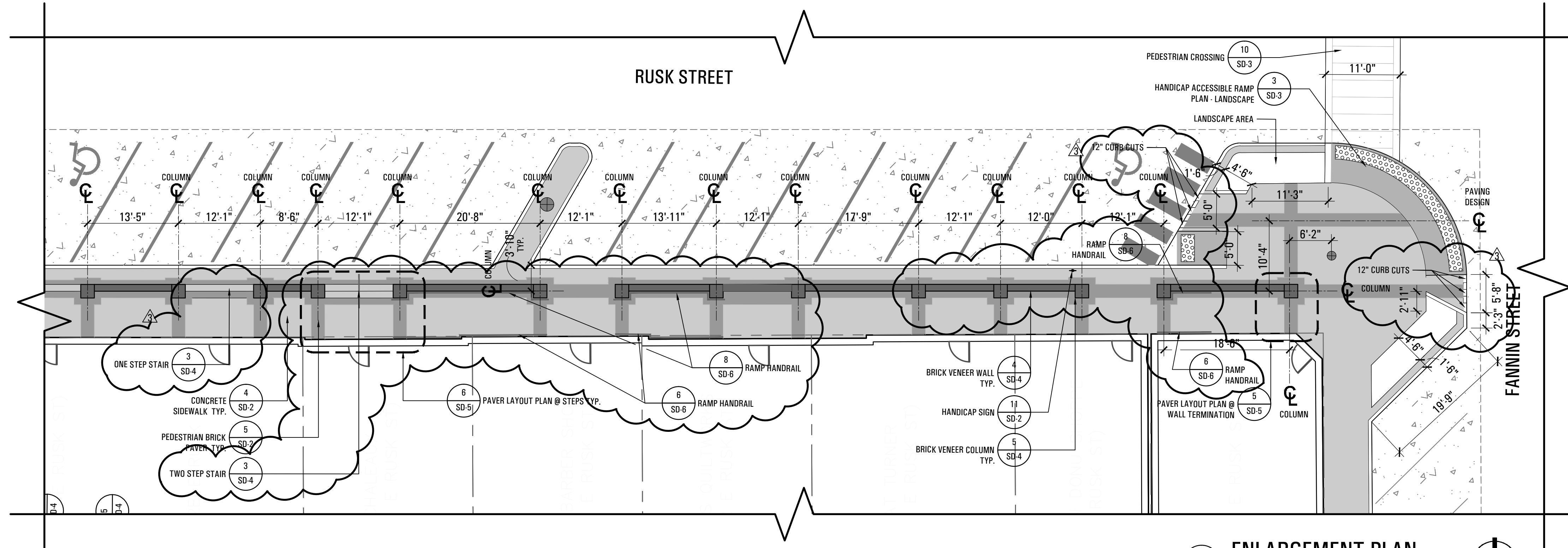


© 2013 la terra studio, inc. All Rights Reserved FILE:P:\12024-Downtown Rockwall PSS&E - Rockwall\CAD\SSHEETS\12024_Enlargement_Plan_key.dwg




1 ENLARGEMENT PLAN
SCALE: 1" = 10'-0"



2 ENLARGEMENT PLAN
SCALE: 1" = 10'-0"

SITE PLAN LEGEND:

- EDGE OF PAVEMENT
- CONCRETE SIDEWALK PAVEMENT
- CONCRETE VEHICULAR PAVEMENT
- TYPICAL LIGHT FIXTURE




submittals / revisions

no.	date	detail
△	04/14/14	RFI #39
△	05/02/14	RFI #77 WEST RUSK GRADING
△	05/08/14	RFI #20, #38, #42, #43, #54

la terra studio, inc.

12024
 lts project number
 02.26.2014
 date
 rac; bhm
 drawn by
 mtb
 checked by

registration



02.26.2014
 sheet title

Enlargement Plan
 sheet number

EP-3