



submittals / revisions

no.	date	detail
△	4/2/14	Electrical Revisions
△	3/24/15	LABI #5

la terra studio, inc.

12024
Its project number
02.26.2014
date
C.A.D.
drawn by
J.W.
checked by

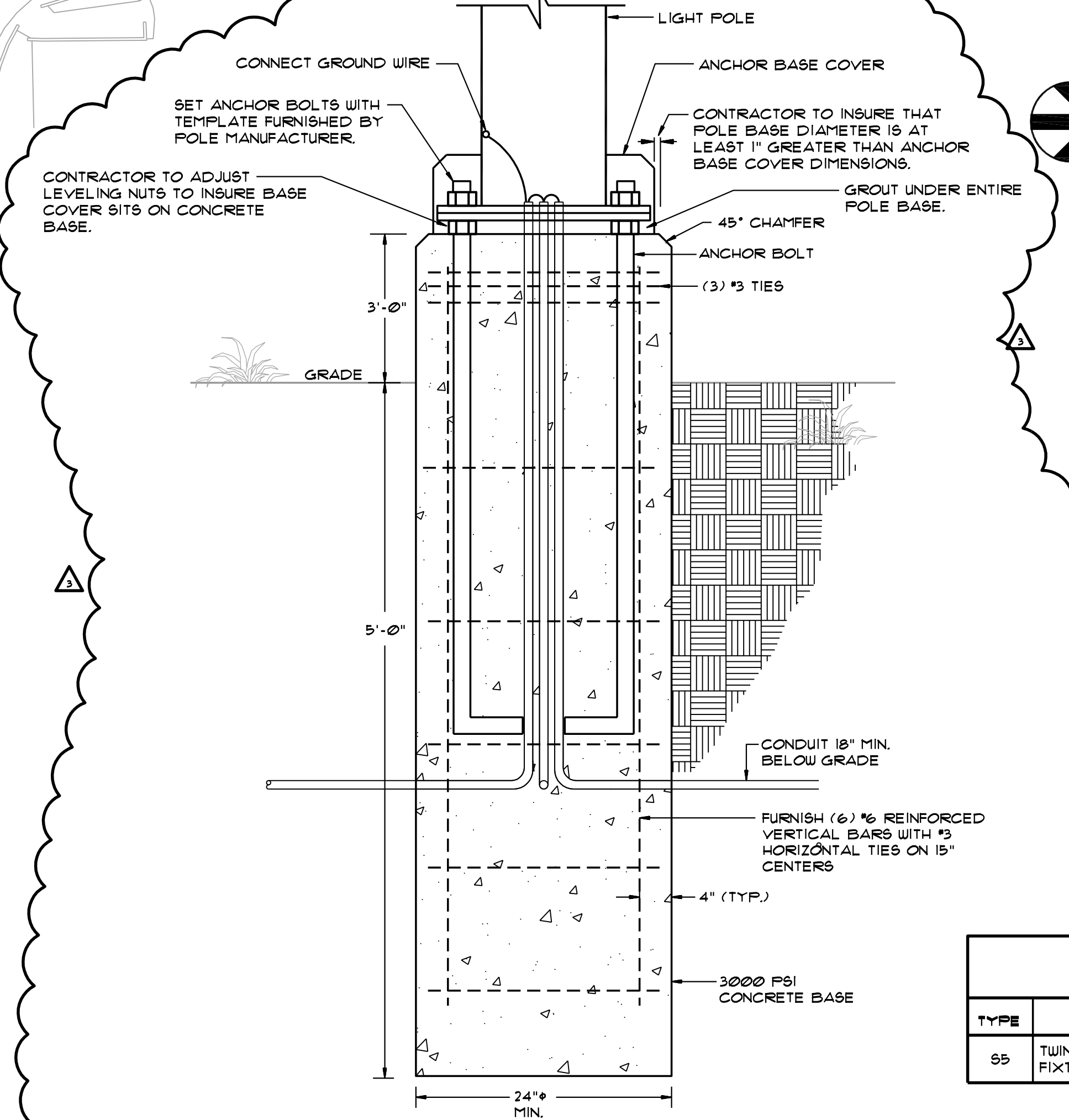
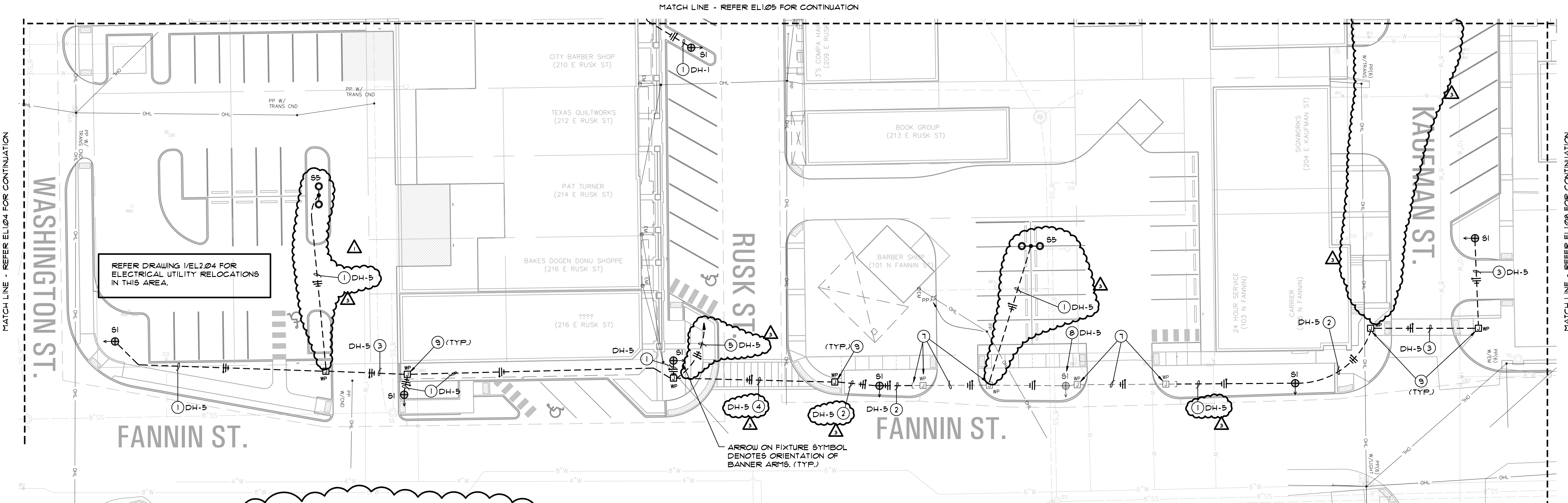
registration



sheet title
Area 7 - Electrical Plan - Phase 2
sheet number

EL1.07

ENGINEERING ASSOCIATES
TX REG #F-4925
Ph: 940.427.8487 Fax: 940.427.8499
P.O. Box 167 Alford, TX 76225



2 FIXTURE TYPE '65' POLE BASE DETAIL
SCALE: NONE

AREA 7 - ELECTRICAL PLAN - PHASE 2
SCALE: 1" = 20'-0"

ELECTRICAL PLAN NOTES BY SYMBOL 'O'

- NOTE: NOT ALL NOTES APPEAR ON ALL DRAWINGS.
- ① 2#10, #8 GND. - 3/4" PVC CONDUIT.
 - ② 2#8, #8 GND. - 3/4" PVC CONDUIT.
 - ③ 2#10, #8 GND. - 2" SCHED. 80 PVC CONDUIT.
 - ④ 2#8, #8 GND. - 2" SCHED. 80 PVC CONDUIT.
 - ⑤ 2#6, #6 GND. - 1" PVC CONDUIT.
 - ⑥ LIGHTING CIRCUITS DH-1, DH-2, 4 DH-3 ROUTED THROUGH 2" SCHED. 80 PVC CONDUIT.
 - ⑦ JUNCTION BOXES AND 1" PVC CONDUIT INSTALLED AS PART OF PHASE 1, ROUTE 2#8, #8 GND. THROUGH EXISTING CONDUIT.
 - ⑧ TYPE '61' LIGHTING FIXTURE INSTALLED AS PART OF PHASE 1, CONNECT WITH 2#8, #8 GND. ON CIRCUIT INDICATED.
 - ⑨ INGRADE POLYMER JUNCTION / FULL BOX EQUAL TO HIGHLINE PRODUCTS 'FHA132412' SERIES.
 - ⑩ 2#12, #12 GND. - 3/4" PVC CONDUIT FOR FESTOON LIGHTING THRU 24V. POWER SUPPLY TRANSFORMER.

ELECTRICAL PLAN TRENCHING NOTE

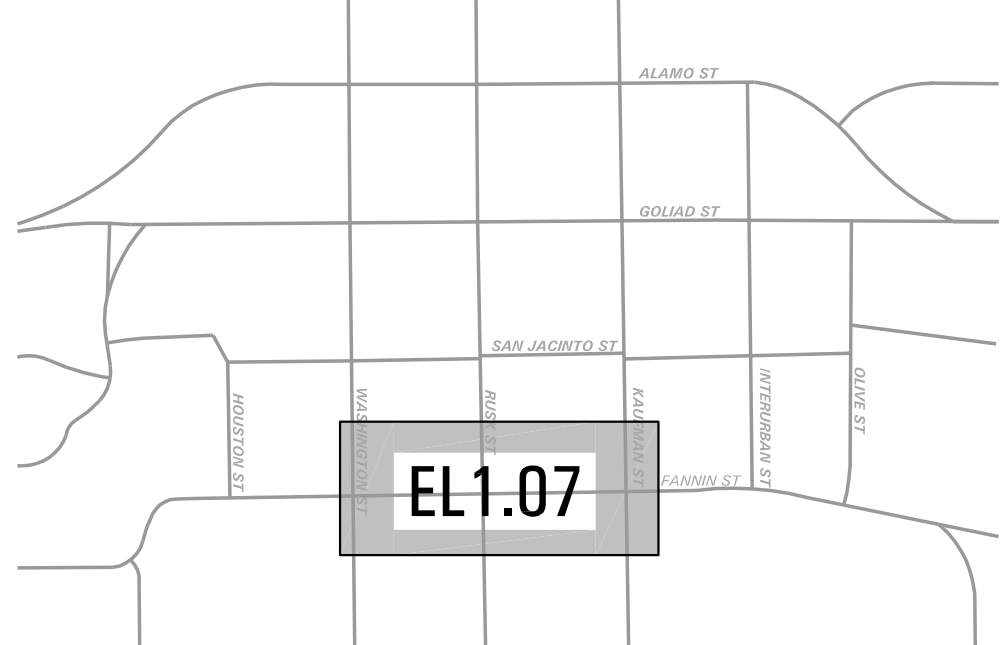
- 1. CONTRACTOR IS TO FIELD VERIFY ALL EXISTING UNDERGROUND UTILITIES, WHETHER SHOWN ON THIS DRAWING OR NOT, PRIOR TO PERFORMING ANY TRENCHING. CONTRACTOR IS TO REPLACE AND OR REPAIR TO THE SATISFACTION OF OWNER ANY DAMAGED CAUSED DURING CONSTRUCTION AT NO ADDITIONAL EXPENSE TO OWNER.

ELECTRICAL PLAN GENERAL NOTES

- 1. REFER DRAWING EL2.03 FOR LUMINAIRE SCHEDULE AND ELECTRICAL SYMBOL LEGEND.
- 2. REFER DRAWING EL2.02 & EL2.03 FOR PANEL SCHEDULES.
- 3. REFER DRAWING EL1.02 FOR LOCATION OF NEW PANEL 'DH'.

PARTIAL LUMINAIRE SCHEDULE

TYPE	DESCRIPTION	MANUFACTURER/MODEL #	VOLTAGE	LAMPS	REMARKS
65	TWIN ARM MOUNTED LED ACORN FIXTURE ON 4'-6" FLUTED POLE	HADCO. FIXTURE *C11540, ARM BRACKET *C11540, POLE *CP11540D	277V	LED5 FURNISHED	REFER 2/EL1.07 FOR POLE BASE DETAIL



KEY PLAN
NO SCALE