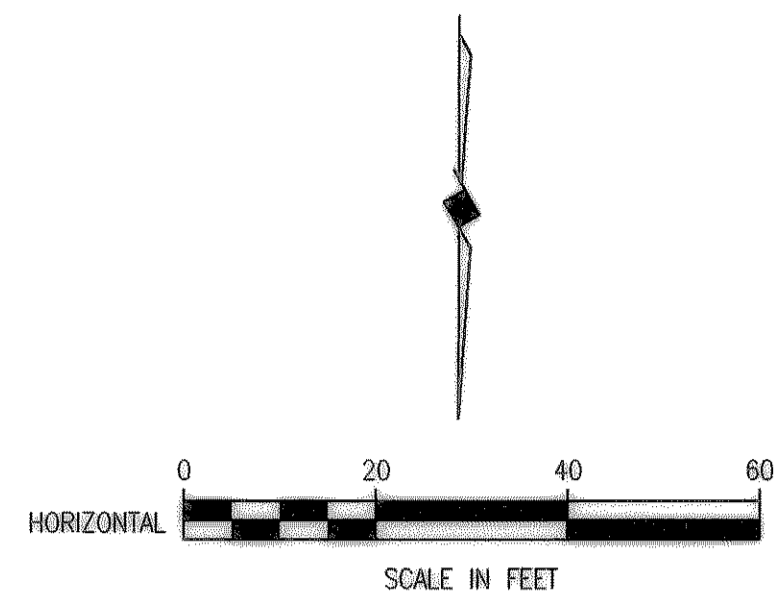
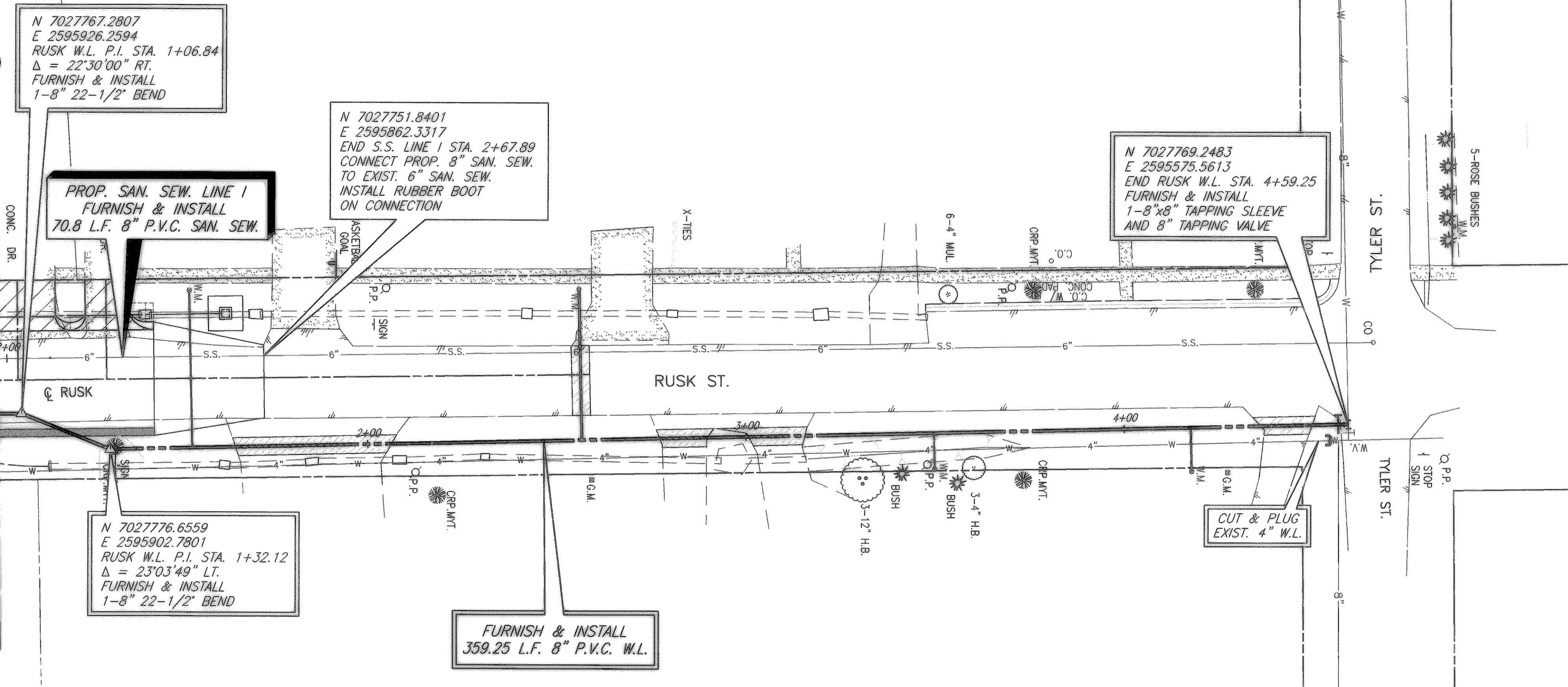


08/21/04 R.L. H:\ROCKWALL\2003120\PLAN-SHEETS\2003120--SAN-WL-13.DWG SCALE: 1"=20' BLOCKS: ROCKWALL\2003120\X.Y. XREF: ROCKWALL\2003120\X.Y.

S.S. LINE 1 MATCH LINE STA. 1+97.11
 RUSK W.L. MATCH LINE STA. 1+00 (SEE SH. 39)



- LEGEND**
- PROPOSED WATER SERVICE
 - PROPOSED SEWER SERVICE
 - CONC. P.V.M.T. REPLACEMENT
 - HMAC P.V.M.T. REPLACEMENT
 - GRAVEL REPLACEMENT

NOTE:
 CONTRACTOR SHALL RECONNECT
 ALL WATER SERVICES


PROPOSED CLARK ST. WATER SERVICES

LOCATION	PROPOSED 1 INCH SERVICE
W.L. STA. 1+53.57	41.5 L.F. (LT.)
W.L. STA. 2+56.59	40 L.F. (LT.)
W.L. STA. 3+49.67	9.5 L.F. (RT.)
W.L. STA. 4+17.54	11.5 L.F. (RT.)
TOTAL: 102.5 L.F.	

FURNISH & INSTALL PROP. 1" OUTLET AND NEW 1" SDR-9
 (POLYTUBE) WATER SERVICE. TRANSFER OF WATER SERVICE
 SHALL INCLUDE METER BOX, FITTINGS, 1" SERVICE SADDLE,
 CONNECTION TO EXISTING SERVICE, AND INSTALLATION OF CITY
 PROVIDED METER AND SHALL BE PAID ON A PER EACH BASIS.

REVISED TO CONFORM
 TO CONSTRUCTION RECORDS
 BY M.H. DATE 12/04/2006

THESE DOCUMENTS ARE FOR
 BIDDING, CONSTRUCTION,
 AND PERMIT PURPOSES.
 DATE: 6/16/04



These plans and related specifications
 were prepared for construction of this
 specific project only. Reuse of these
 documents is not permitted without
 written authorization of Birkhoff,
 Hendricks & Conway, L.L.P.

CITY OF ROCKWALL, TEXAS
CLARK STREET
RUSK ST. WATER LINE PLAN
W.L. STA. 1+00 TO STA. END
BIRKHOFF, HENDRICKS & CONWAY, L.L.P.
 CONSULTING ENGINEERS
 Dallas, Texas

DESIGNED BY: <u>M.H.</u>	PROJECT: <u>2003-120</u>	SHEET NO. <u>48</u>
DRAWN BY: <u>B.H.C.</u>	DATE: <u>AUGUST, 2004</u>	OF <u>X</u> SHEETS