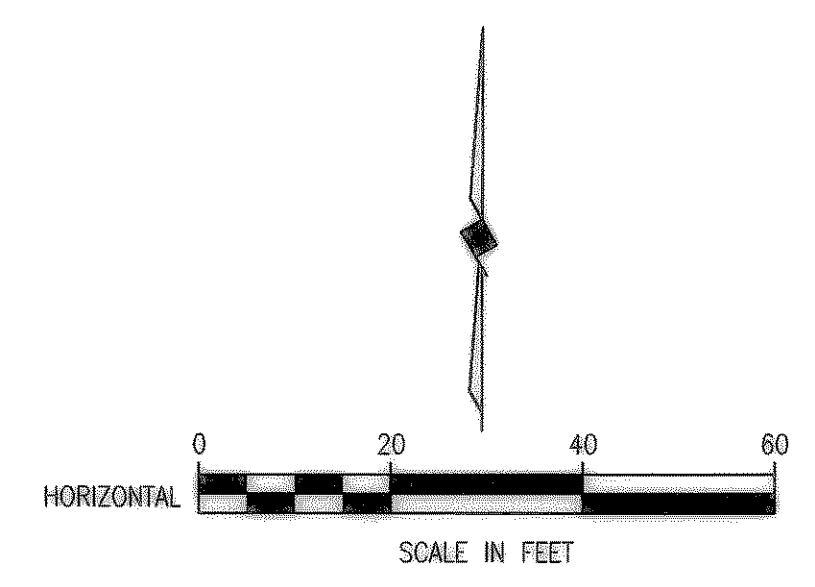
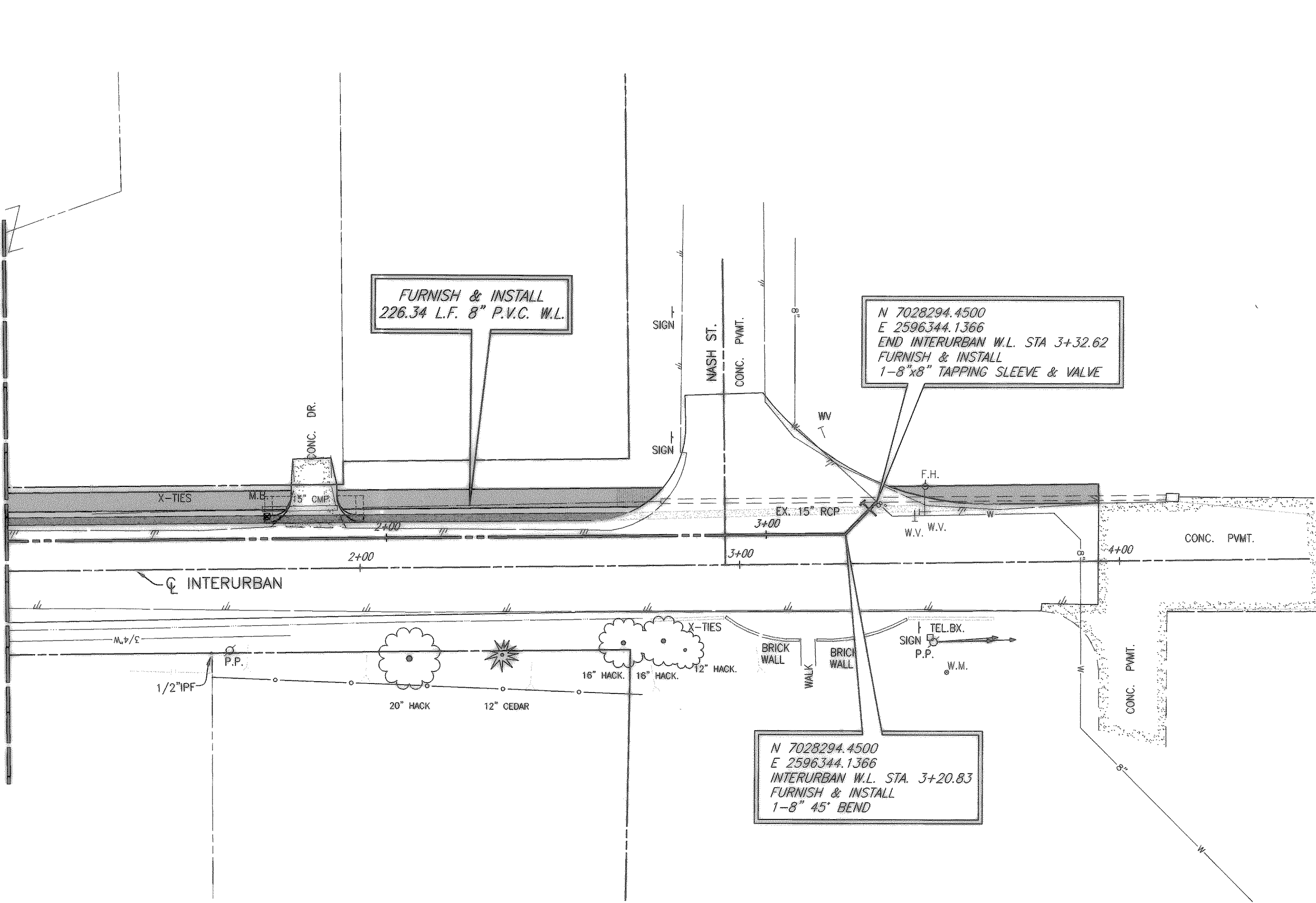


H:\ROCKWALL\2003120\PLAN-SHEETS\2003120-SAN-WL-14.DWG SCALE: 1"=20' BLOCKS: ROCKWALL\2003120\X\X XREF: ROCKWALL\2003120\X\X  
 08/21/04 R.L.

INTERURBAN W.L. MATCH LINE STA. 1+00 (SEE SH. 40)



FURNISH & INSTALL  
226.34 L.F. 8" P.V.C. W.L.

N 7028294.4500  
E 2596344.1366  
END INTERURBAN W.L. STA 3+32.62  
FURNISH & INSTALL  
1-8"x8" TAPPING SLEEVE & VALVE


N 7028294.4500  
E 2596344.1366  
INTERURBAN W.L. STA. 3+20.83  
FURNISH & INSTALL  
1-8" 45' BEND

NOTE:  
CONTRACTOR SHALL RECONNECT  
ALL WATER SERVICES

These plans and related specifications were prepared for construction of this specific project only. Reuse of these documents is not permitted without written authorization of Birkhoff, Hendricks & Conway, L.L.P.

REVISED TO CONFORM  
TO CONSTRUCTION RECORDS  
BY M.H. DATE 12/04/2006

THESE DOCUMENTS ARE FOR  
BIDDING, CONSTRUCTION,  
AND PERMIT PURPOSES.  
*Matthew Hickey*  
DATE: 8/6/04



<b>CITY OF ROCKWALL, TEXAS</b>			
<b>CLARK STREET INTERURBAN WATER LINE W.L. STA. 1+00 TO END (STA. 3+26.34)</b>			
<b>BIRKHOFF, HENDRICKS &amp; CONWAY, L.L.P.</b> CONSULTING ENGINEERS Dallas, Texas			
DESIGNED BY: <u>M.H.</u>	PROJECT: <u>2003-120</u>	SHEET NO. <u>50</u>	
DRAWN BY: <u>B.H.C.</u>	DATE: <u>AUGUST, 2004</u>	OF <u>X</u> SHEETS	