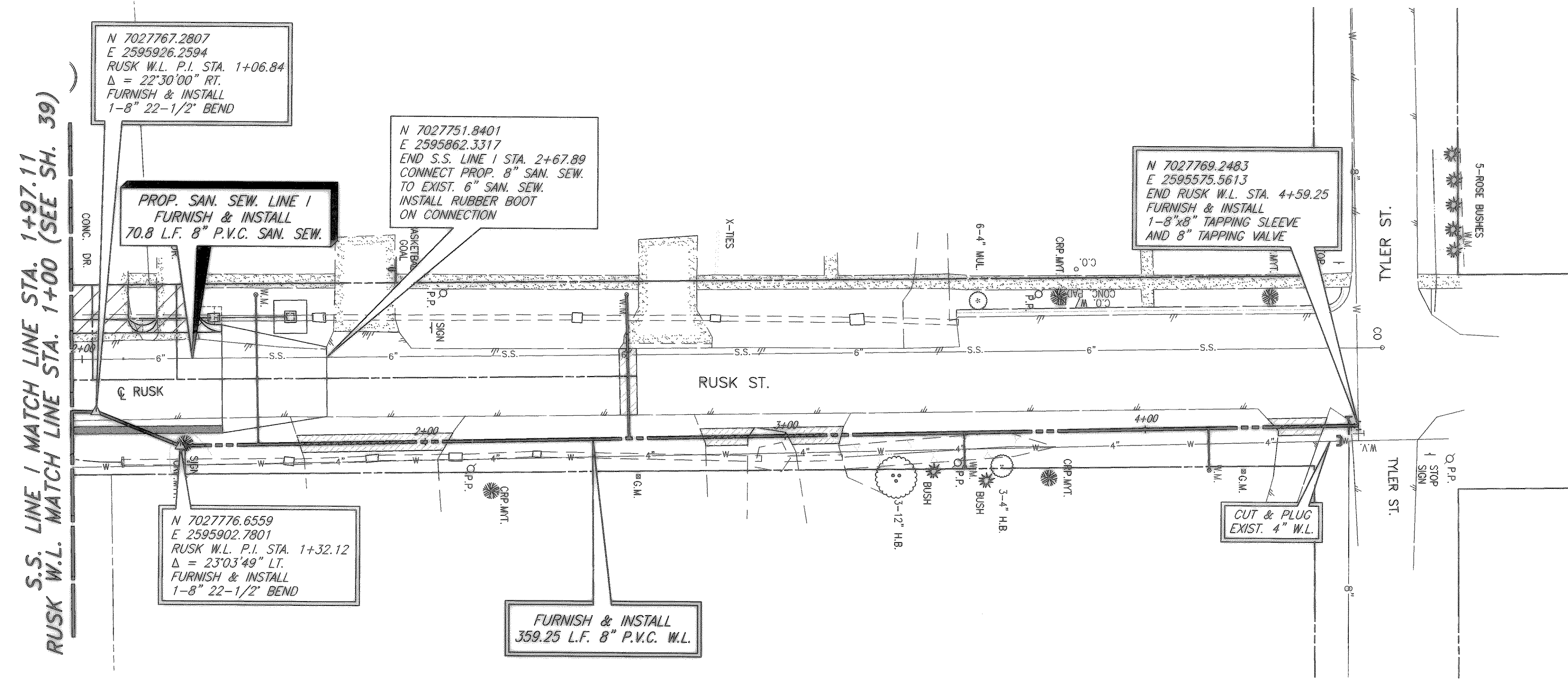
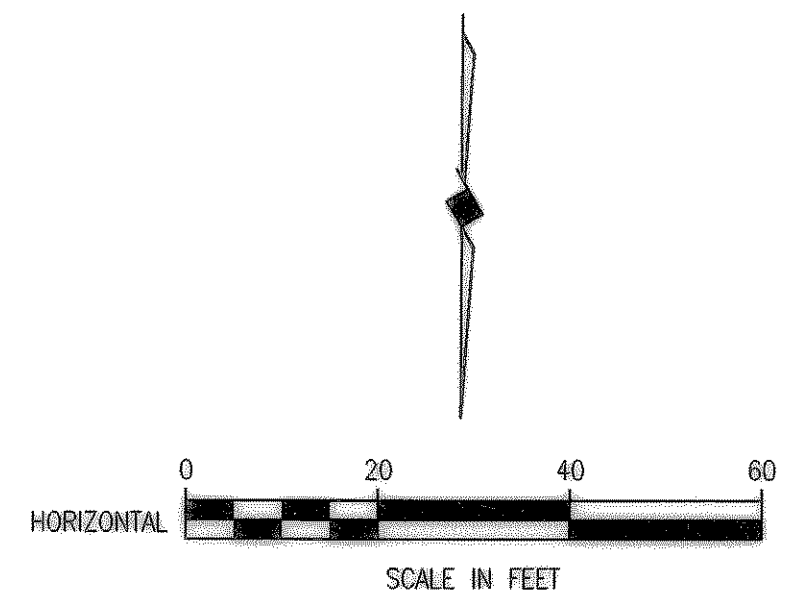


08/21/04 R.L. H:\ROCKWALL\2003120\PLAN-SHEETS\2003120--SAN-WL-13.DWG SCALE: 1=20 BLOCKS: ROCKWALL\2003120\X.Y. XREF: ROCKWALL\2003120\X.Y.



- LEGEND**
- PROPOSED WATER SERVICE
 - PROPOSED SEWER SERVICE
 - ▨ CONC. PVMT. REPLACEMENT
 - ▨ HMAC PVMT. REPLACEMENT
 - ▨ GRAVEL REPLACEMENT

NOTE:
CONTRACTOR SHALL RECONNECT ALL WATER SERVICES


PROPOSED CLARK ST. WATER SERVICES

LOCATION	PROPOSED 1 INCH SERVICE
W.L. STA. 1+53.57	41.5 L.F. (LT.)
W.L. STA. 2+56.59	40 L.F. (LT.)
W.L. STA. 3+49.67	9.5 L.F. (RT.)
W.L. STA. 4+17.54	11.5 L.F. (RT.)
TOTAL: 102.5 L.F.	

FURNISH & INSTALL PROP. 1" OUTLET AND NEW 1" SDR-9 (POLYTUBE) WATER SERVICE. TRANSFER OF WATER SERVICE SHALL INCLUDE METER BOX, FITTINGS, 1" SERVICE SADDLE, CONNECTION TO EXISTING SERVICE, AND INSTALLATION OF CITY PROVIDED METER AND SHALL BE PAID ON A PER EACH BASIS.

REVISED TO CONFORM TO CONSTRUCTION RECORDS
BY M.H. DATE 12/04/2006

THESE DOCUMENTS ARE FOR BIDDING, CONSTRUCTION, AND PERMIT PURPOSES.
M.H.
DATE: 8/16/04



These plans and related specifications were prepared for construction of this specific project only. Reuse of these documents is not permitted without written authorization of Birkhoff, Hendricks & Conway, L.L.P.

CITY OF ROCKWALL, TEXAS

**CLARK STREET
RUSK ST. WATER LINE PLAN
W.L. STA. 1+00 TO STA. END**

BIRKHOFF, HENDRICKS & CONWAY, L.L.P.
CONSULTING ENGINEERS
Dallas, Texas

DESIGNED BY: <u>M.H.</u>	PROJECT: <u>2003-120</u>	SHEET NO. <u>48</u>
DRAWN BY: <u>B.H.C.</u>	DATE: <u>AUGUST, 2004</u>	OF <u>X</u> SHEETS