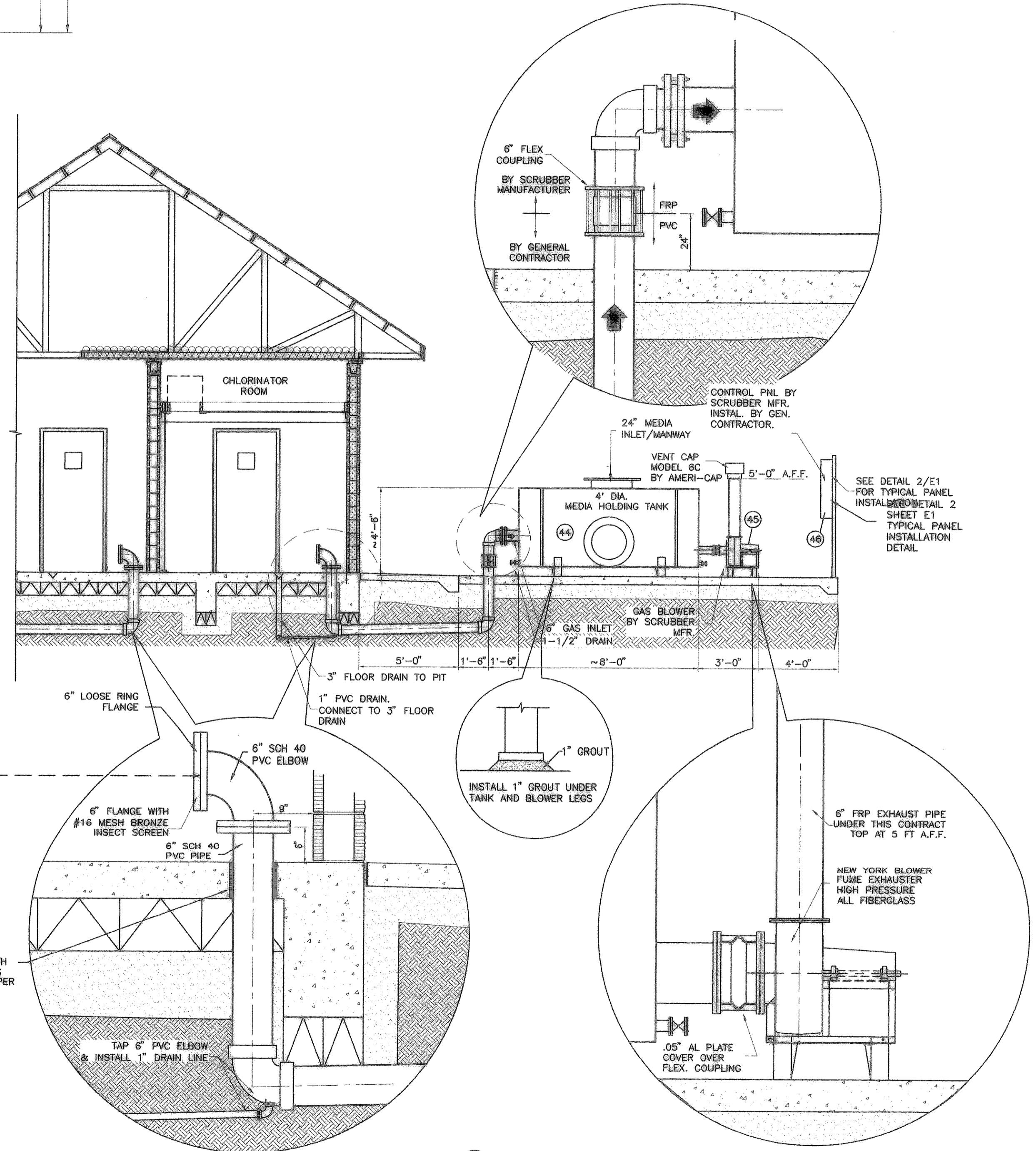
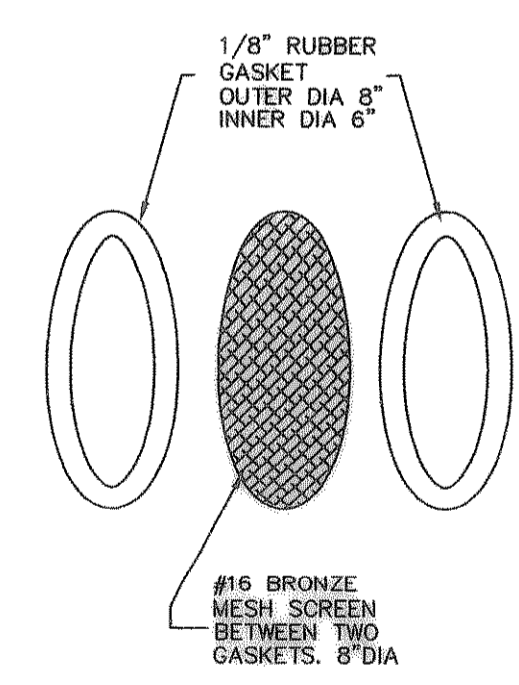


① SECTION C-C

LEGEND

MARK	DESCRIPTION	NOTES
1	36" SUCTION HEADER	RCCP, DIP, OR STEEL
2	36" FLANGED END	W/ BLIND FLANGE
3	36" SUCTION LINE	RCCP, OR DIP
4	24" MJ BUTTERFLY VALVE	MJ WITH WRENCH NUT ACTUATOR & EXTENSION. SEE DETAIL 4/M5
5	12" RESILIENT SEAT GATE VALVE	WITH WRENCH NUT ACTUATOR & EXTENSION. SEE DETAIL 4/M5
6	24" SUCTION PIPE	P.E. X P.E.
7	VERT. TURBINE PUMP	3 REQ'D
8	16" FLEXIBLE CONNECTION	WITH CONTROL RODS & ALUMINUM COVER. SEE DETAIL 6 SHEET M6
9	16" PIPE	FLG BOTH ENDS; STEEL OR DIP
10	FLOOR DRAIN W/ TRAP	JOSAM 30000A~3" W/ NIKALOY TOP OR EQUAL
11	16" FLANGED CHECK VALVE	
12	16" FLANGED BUTTERFLY VALVE	ELEC. MOTOR OPERATOR AS SPECIFIED - ALL THREE VALVES
13	16" FLANGED TEE	
14	2" AIR RELEASE VALVE	SEE DETAIL 6 SHEET M5
15	HOG GRATING	
16	12" FLG. OUTLET	FUTURE
17	12" RESILIENT SEAT GATE VALVE	F X F
18	12" PIPE	DIP
19	12" DUCTILE IRON MJ 45° BEND	
20	12" DUCTILE IRON FLG 90° BEND	F
21	8" SURGE RELIEF VALVE	GROVE MODEL 887 OR APPROVED EQUAL
22	24" FLANGED END	FUTURE
23	CONCRETE PIPE SUPPORT	SEE DETAIL 5 SHEET M6
24	MOTOR CONTROL CENTER	
25	24" DISCHARGE HEADER	STEEL OR DIP
26	36" PUMP CAN W/ FLG'D END	3 REQ'D
27	12" MJ PE TANGENTIAL OUTLET	
28	24" PE OUTLET	W/ MJ CAP
29	36" FLANGED OUTLET	FUTURE
30	CONCRETE BLOCKING	
31	12" X 8" TEE	F
32	1/2" AIR RELEASE VALVE	WITH 3/4" BALL VALVE SEE DETAIL 5 SHEET M5
33	PRESSURE XMTR	SEE DETAIL 9 SHEET M5
34	1 1/2" BALL VALVE	
35	12" WALL PIPE	FXMJ, SEE DETAIL 2 SHEET M5
36	NITROGEN BOTTLE	2 EACH - ONE WORKING + ONE SBY. SEE DETAIL 3 SHEET M6
37	3/4" BALL VALVE	
38	24" 90° BEND	
39	16"W x 32"H GRAVITY INTAKE LOUVER	CHLORINE ROOM
40	16"W x 32"H GRAVITY INTAKE LOUVER	AMMONIA ROOM
41	CONC. PIPE COLLAR	
42	BLEEDER VALVE	3/4" GATE VALVE
43	DISCHARGE HEADER CONC. SUPPORT	SEE DETAIL 10 SHEET S1
44	CHLORINE SCRUBBER TANK	RATING 250 C.F.M. (INSTALLATION BY GEN CONTRACTOR)
45	SCRUBBER FAN	FURNISHED BY SCRUBBER MFR. INSTALLED BY GEN. CONTRACTOR
46	SCRUBBER CONTROL PANEL	FURNISHED BY SCRUBBER MFR. INSTALLED BY GEN. CONTRACTOR
47	1-1/2" AMMONIA CHEMICAL LINE	(FOR FUTURE AMMONIA SOLUTION), TO CHEMICAL VAULT
48	1-1/2" CHLORINE CHEMICAL LINE	CHLORINE SOLUTION, TO CHEMICAL VAULT
49	6" SCH 40 PVC SCRUBBER INTAKE	FOR FUTURE AMMONIA SCRUBBER. EXT. 12" BEYOND SIDEWALK AND PLUG
50	12" FLEXIBLE COUPLING	ROCKWALL MODEL 411




② SECTION D-D

RECORD DRAWING
(ALL REVISIONS ARE BASED UPON CITY AND CONTRACTOR NOTES AND COMMENTS)

NO.	DATE	REVISION
1	10/20/03	ADDENDUM NO. 1

Freeman-Millican, Inc.
ENGINEERS - ARCHITECTS - PLANNERS
9600 FOREST LN. DALLAS, TX 75243-5035

CITY OF HEATH
PUMP STATION NO. 1
PUMP STATION SECTION & DETAILS



THE SEAL APPEARING ON THIS DOCUMENT WAS AUTHORIZED BY DAMIIR LULO, P.E. NO. 90370 ON 01/19/2005.

SCALE: 1/4" = 1'-0"
IF SHEET IS IN 11"x17" FORMAT, DRAWINGS ARE AT 1/2 OF NOTED SCALE.
PROJECT No.: 02150
DATE: JAN. 2005
DESIGNED: D.L.
DRAWN: FMI
CHECKED: J.T.M.

SHEET
M4
TOTAL SHEETS: 35