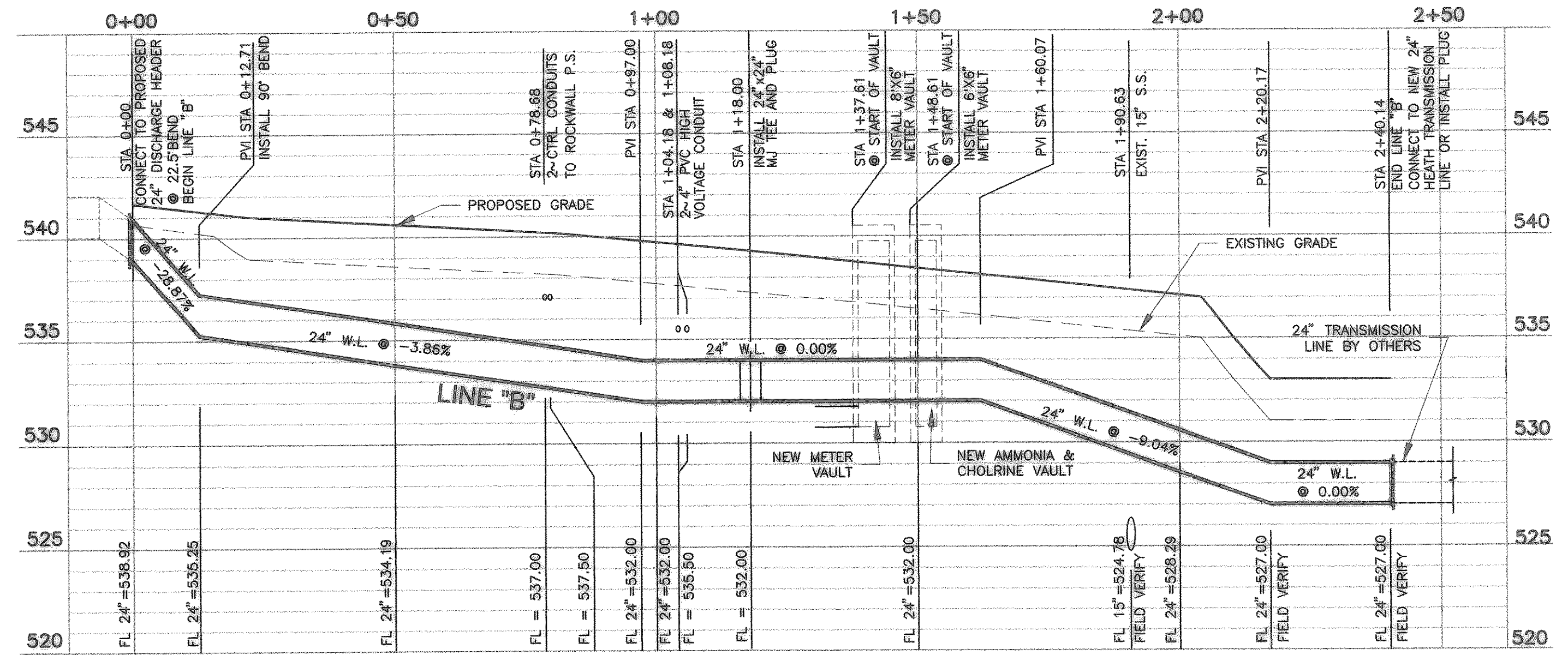
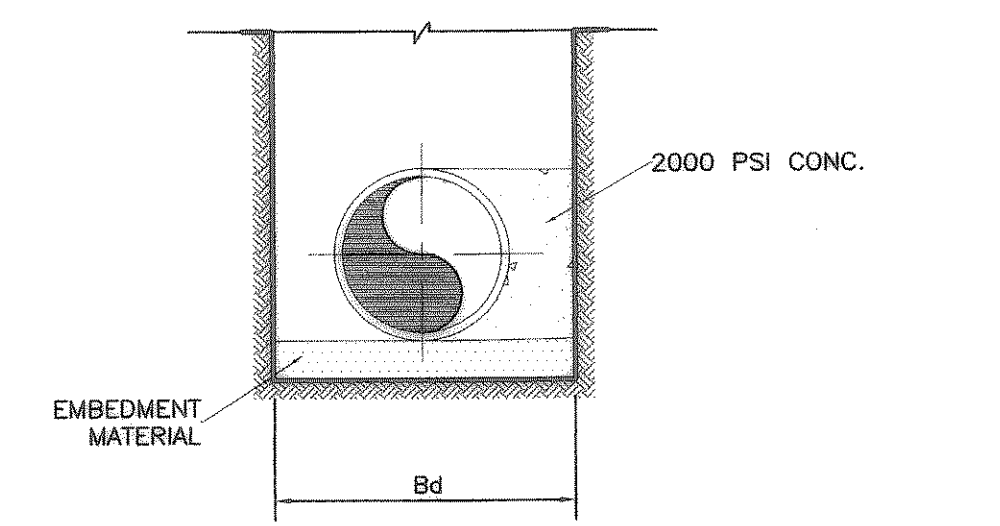
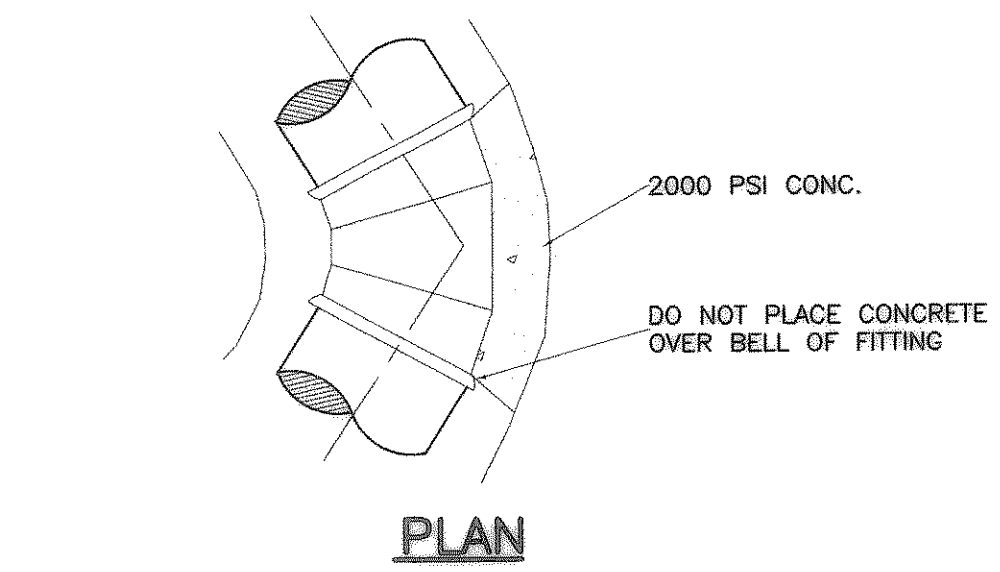


**LINE "A" PROFILE**  
SCALE: 1"=40' HOR  
1"=5' VERT

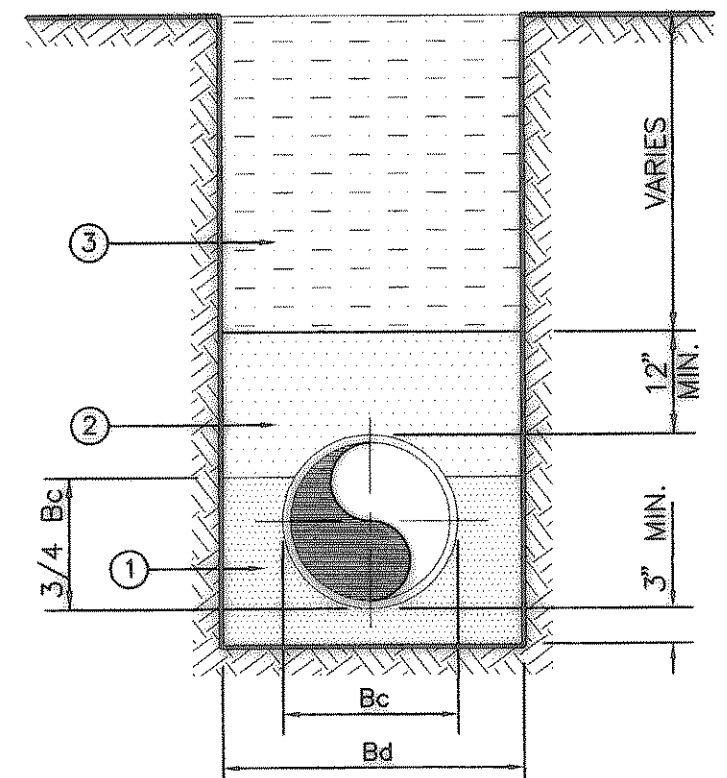


**LINE "B" PROFILE**  
SCALE: 1"=20' HOR  
1"=5' VERT



NOTE:  
THIS DETAIL IS TO BE USED FOR 36" SUCTION PIPELINE THRUST BLOCKING ONLY.

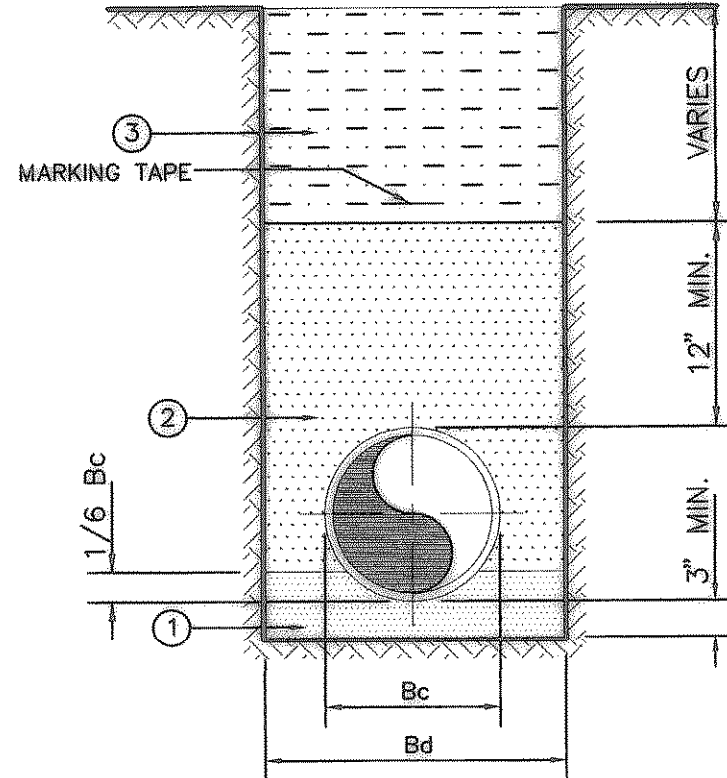
**1 LOW PRESSURE PIPE THRUST BLOCKING DETAIL**  
NO SCALE



- ① FINE GRADATION CRUSHED STONE - TOP LAYER IS TO BE PLACED TO GRADE TO PROVIDE UNIFORM SUPPORT OF PIPE BARREL. EXCAVATE BELL HOLES.
- ② GRANULAR MATERIAL (SAND) COMPACTED TO 95% STANDARD PROCTOR DENSITY.
- ③ SELECT MATERIAL FREE OF ROCKS, CLUMPS OR DEBRIS LARGER THAN 6" IN GREATEST DIMENSION. COMPACT TO 90% STANDARD PROCTOR DENSITY. UNDER STRUCTURES, ROADWAYS AND PAVEMENT, COMPACT TO 95% STANDARD PROCTOR DENSITY.

USE THIS EMBEDMENT FOR 36" SUCTION PIPE.

**2 CLASS "B-2" EMBEDMENT**  
NO SCALE



- ① STANDARD GRADATION CRUSHED STONE - TOP LAYER IS TO BE PLACED TO GRADE TO PROVIDE UNIFORM SUPPORT OF PIPE BARREL. EXCAVATE BELL HOLES.
- ② GRANULAR MATERIAL (SAND) COMPACTED TO 95% STANDARD PROCTOR DENSITY.
- ③ SELECT MATERIAL FREE OF ROCKS, CLUMPS OR DEBRIS LARGER THAN 6" IN GREATEST DIMENSION. COMPACT TO 90% STANDARD PROCTOR DENSITY. UNDER STRUCTURES, ROADWAYS AND PAVEMENT, COMPACT TO 95% STANDARD PROCTOR DENSITY.

USE THIS EMBEDMENT FOR 24" DISCHARGE LINE.

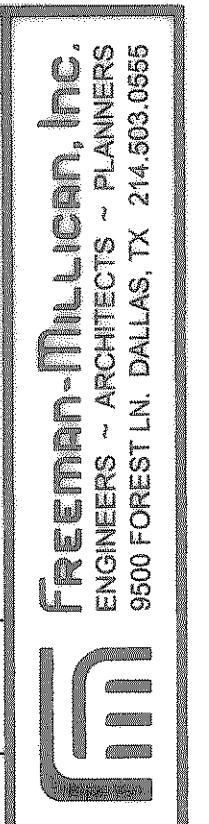
**3 CLASS "C" EMBEDMENT**  
NO SCALE

**GENERAL NOTES**


1. CONSTRUCTION MAY NOT BE BEGUN EARLIER THAN 7:00 A.M. ON WEEKDAYS NOR CONTINUED AFTER DARK WITHOUT PERMISSION FROM THE OWNER. CONSTRUCTION ON SATURDAY MAY NOT BE BEGUN BEFORE 8:00 A.M. AND WORK ON SUNDAY IS PROHIBITED WITHOUT SPECIAL PERMISSION.
2. UTILITIES SHOWN ON THE PLANS WERE TAKEN FROM FIELD SURVEYS AND INFORMATION PROVIDED BY THE UTILITY COMPANIES. THE COMPLETENESS AND THE ACCURACY OF THIS DATA IS NOT GUARANTEED. THE CONTRACTOR IS RESPONSIBLE FOR VERIFYING THE LOCATION OF ALL UNDERGROUND UTILITIES AND STRUCTURES AND PROTECTING THEM FROM DAMAGE DURING CONSTRUCTION.
3. WORK MAY NOT BE BACKFILLED OR COVERED UNTIL IT HAS BEEN INSPECTED BY THE OWNER'S INSPECTOR.
4. MATERIAL TESTING SHALL BE PERFORMED BY AN INDEPENDENT TESTING LABORATORY AND PAID FOR BY THE CONTRACTOR.
5. ALL EXCAVATION ON THE PROJECT IS UNCLASSIFIED.
6. TEMPORARY EROSION CONTROL SHALL BE USED TO MINIMIZE THE SPREAD OF SILT AND MUD FROM THE PROJECT ON TO EXISTING STREETS, ALLEYS, DRAINAGEWAYS AND PUBLIC AND PRIVATE PROPERTY. TEMPORARY EROSION CONTROLS MAY INCLUDE STRAW BALES, BERMS, DIKES, SWALES, STRIPS OF UNDISTURBED VEGETATION, CHECK DAMS AND OTHER METHODS AS REQUIRED BY OWNER.
7. NEW FINISHED SLOPES ON PUBLIC RIGHTS-OF-WAY AND EASEMENTS SHALL NOT BE STEEPER THAN 3:1. ALL SLOPES STEEPER THAN 6:1 SHALL BE HYDROMULCHED AND MAINTAINED BY THE CONTRACTOR UNTIL GRASS COVERS ALL PARTS OF THE SLOPE.
8. ALL TRENCHING AND EXCAVATION SHALL BE PERFORMED IN ACCORDANCE WITH OSHA STANDARDS.
9. MARKING TAPE SHALL BE INSTALLED OVER PVC PIPE LINES.
10. FITTINGS FOR PVC WATER LINES SHALL BE DUCTILE IRON AND BE ENCASED IN A POLYETHYLENE SHEATH.
11. GATE VALVES LARGER THAN 2 INCHES SHALL BE RESILIENT SEAT GATE VALVES.
12. ALL DIRECT BURIAL VALVES SHALL BE PROVIDED WITH CAST IRON VALVE BOXES WITH PVC STACKS. VALVE STACKS SHALL BE VERTICAL AND CONCENTRIC WITH THE VALVE STEM. STAINLESS STEEL VALVE EXTENSIONS ARE REQUIRED ON ALL VALVES WHERE THE OPERATING NUT IS GREATER THAN 4 FEET BELOW FINISHED GRADE.
13. ALL EXPOSED BOLTING ON ANY BURIED EQUIPMENT OR MATERIAL SHALL BE STAINLESS STEEL. INCLUDED ARE:
  - A. BONNET AND STUFFING BOX BOLTS ON VALVES.
  - B. FLANGE BOLTS.
14. THE CONTRACTOR SHALL INSTALL AND MAINTAIN WATER TIGHT PLUGS AT THE END OF ALL WATER LINES DURING CONSTRUCTION.
15. ALL FITTINGS ON LINE "B" (DISCHARGE LINE) SHALL BE SECURED USING EBAA IRON WORKS MEGA LUG RESTRAINTS.

**RECORD DRAWING**  
(ALL REVISIONS ARE BASED UPON CITY AND CONTRACTOR NOTES AND COMMENTS)

NO.	DATE	REVISION	BY



**CITY OF HEATH  
PUMP STATION NO. 1  
PROFILES & GENERAL NOTES**



THE SEAL APPEARING ON THIS DOCUMENT WAS AUTHORIZED BY DAMIR LULO, P.E. NO. 90370, ON 01-19-2005.

SCALE: AS SHOWN

IF SHEET IS IN 11"x17" FORMAT, DRAWINGS ARE AT 1/2 OF NOTED SCALE.

PROJECT No.: 02150  
DATE: JAN. 2005  
DESIGNED: D.L.  
DRAWN: A.C.  
CHECKED: J.T.M.

SHEET  
**M2**  
TOTAL SHEETS: 35