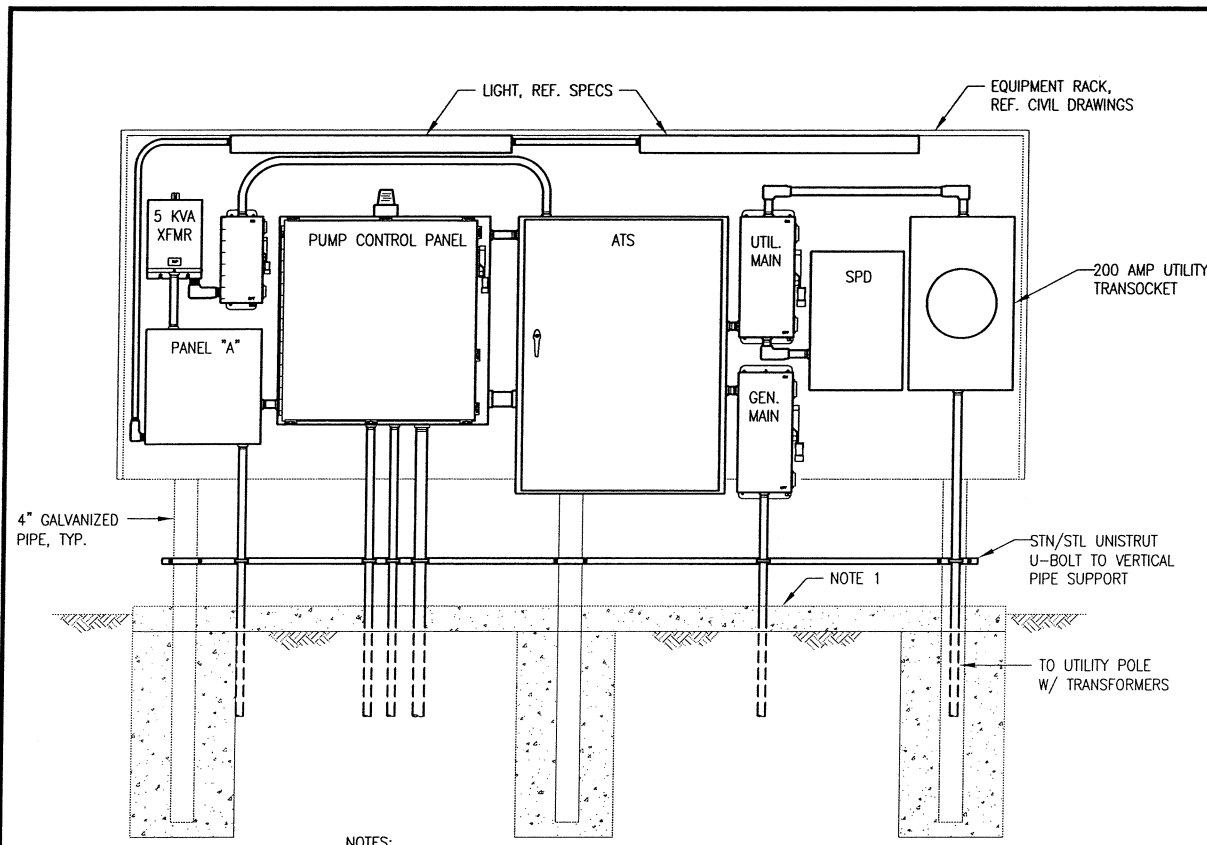
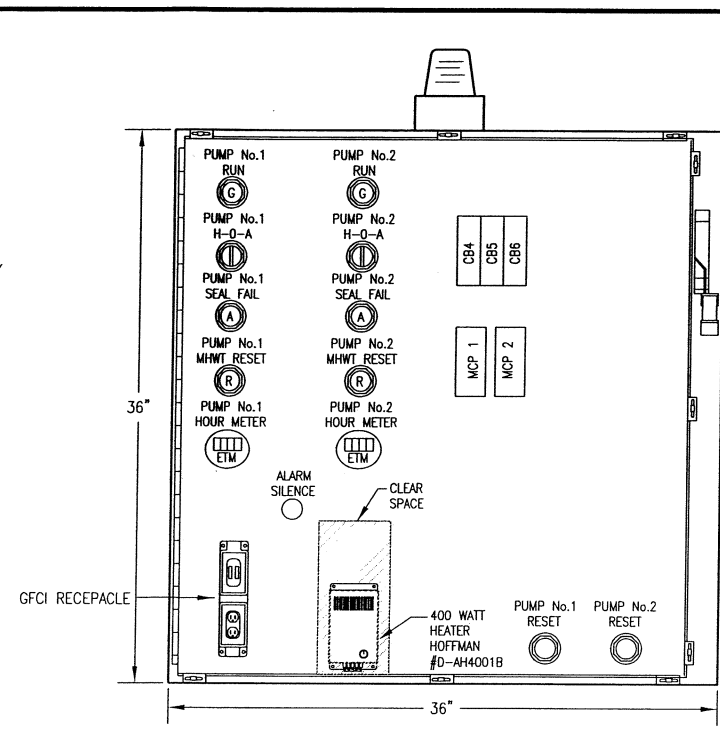


These plans and related specifications were prepared for construction of this specific project only. Reuse of these documents is not permitted without written authorization of Birkhoff, Hendricks, & Carter, L.L.P.



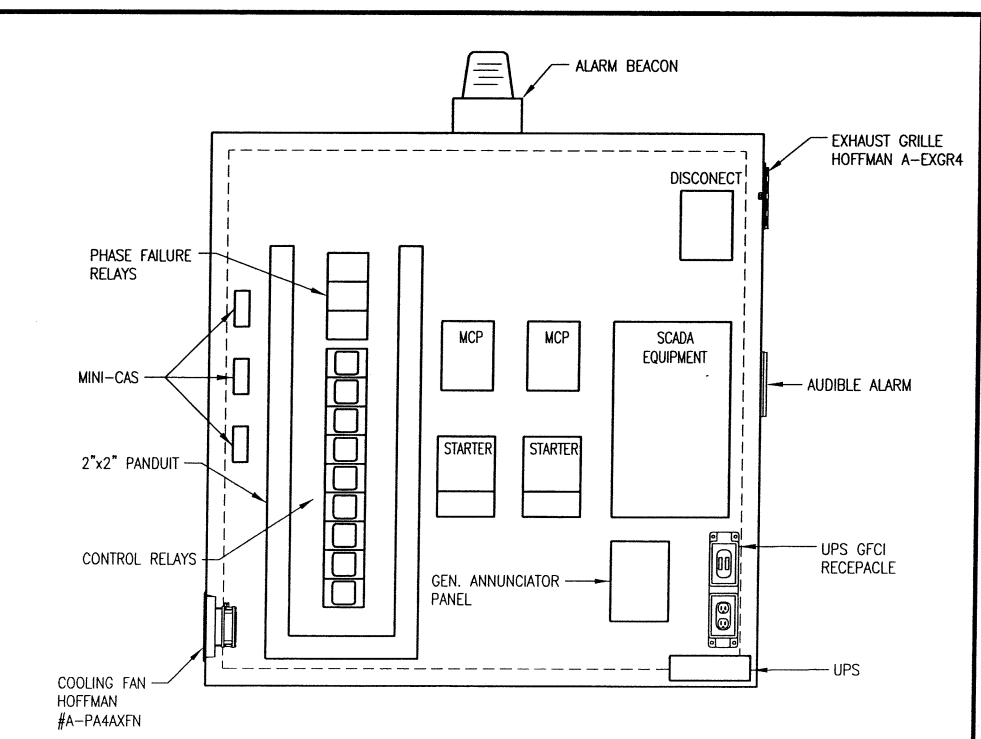
- NOTES:
 1. 24" W 6" D CONCRETE CAP WITH #4 REBAR 12" O.C. EACH WAY.
 2. ALL UNDERGROUND CONDUITS SHALL HAVE PLASTIC COATED RIGID ALUMINUM BENDS TO GRADE.

101 EQUIPMENT RACK DETAIL
 NOT TO SCALE



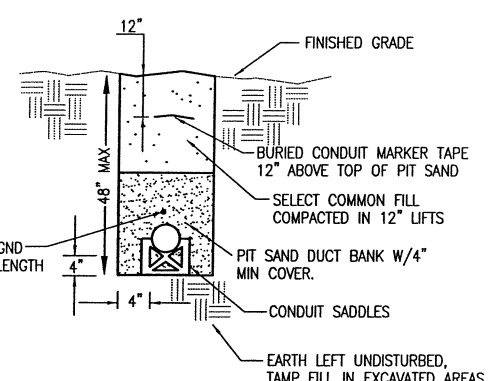
- NEMA 4X STAINLESS STEEL ENCLOSURE WITH ALUMINUM SAFETY DOOR
- ENCLOSURE SHOWN WITH EXTERIOR DOOR OPEN TO REVEAL DEAD FRONT PANEL.

102 PUMP CONTROL PANEL
 NOT TO SCALE



- NOTES:
 1. REMOVE EXISTING CONDUCTORS, CAP CONDUIT AND ABANDON IN PLACE.
 2. SPLICE CONDUCTORS WITH SPLIT-BOLT CONNECTORS & SEAL CONNECTION W/ ELECTRICIAN'S TAPE PER SPECIFICATIONS.

103 DETAIL-GUTTER
 NOT TO SCALE



- NOTES:
 1. NUMBER AND SIZE OF CONDUITS SHALL BE AS SHOWN ON THE PLANS.
 2. TOP OF PIT SAND ENCASEMENT SHALL BE A MINIMUM OF 18\"/>

104 PIT SAND ENCASED UNDERGROUND DUCTBANK
 NOT TO SCALE

This record drawing is a compilation of the sealed engineering drawing for this project, modified by addenda, change orders and information furnished by the contractor. The information shown on the record drawings that was provided by the contractor or others not associated with the design engineer cannot be verified for accuracy or completeness. This original sealed drawings are on file at the offices of Birkhoff, Hendricks & Carter, L.L.P.
 BY PAC DATE 11/30/12

(E4)

BIRKHOFF, HENDRICKS & CARTER, L.L.P.
 PROFESSIONAL ENGINEERS
 Texas Firm F526
 11910 Greenville Ave., Suite 600
 Dallas, Texas 75243 (214) 361-7900



THESE DOCUMENTS ARE FOR BIDDING, CONSTRUCTION, AND PERMIT PURPOSES.
 DATE: 6-14-2011
 McCREARY & ASSOCIATES, INC.
 Consulting Engineers
 Dallas, Texas FIRM No. F-338

CITY OF ROCKWALL, TEXAS
 CHANDLERS DEEP LIFT STATION IMPROVEMENTS
 ELECTRICAL
 DETAILS
 SHEET I

BHC
 PROJECT NO.
 2009-115
 SHEET NO.
 JUNE 2011
9