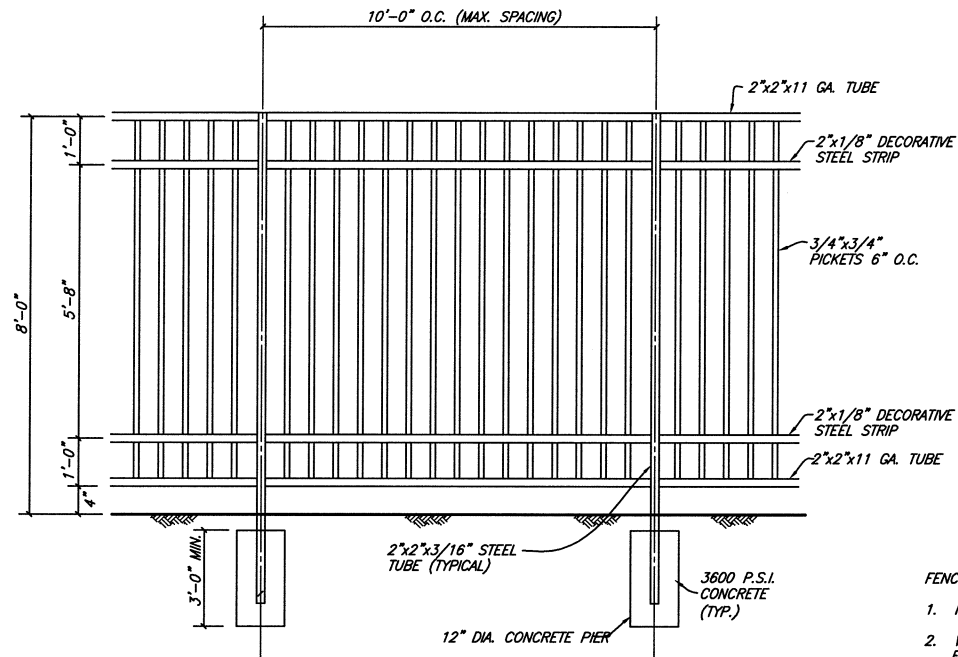
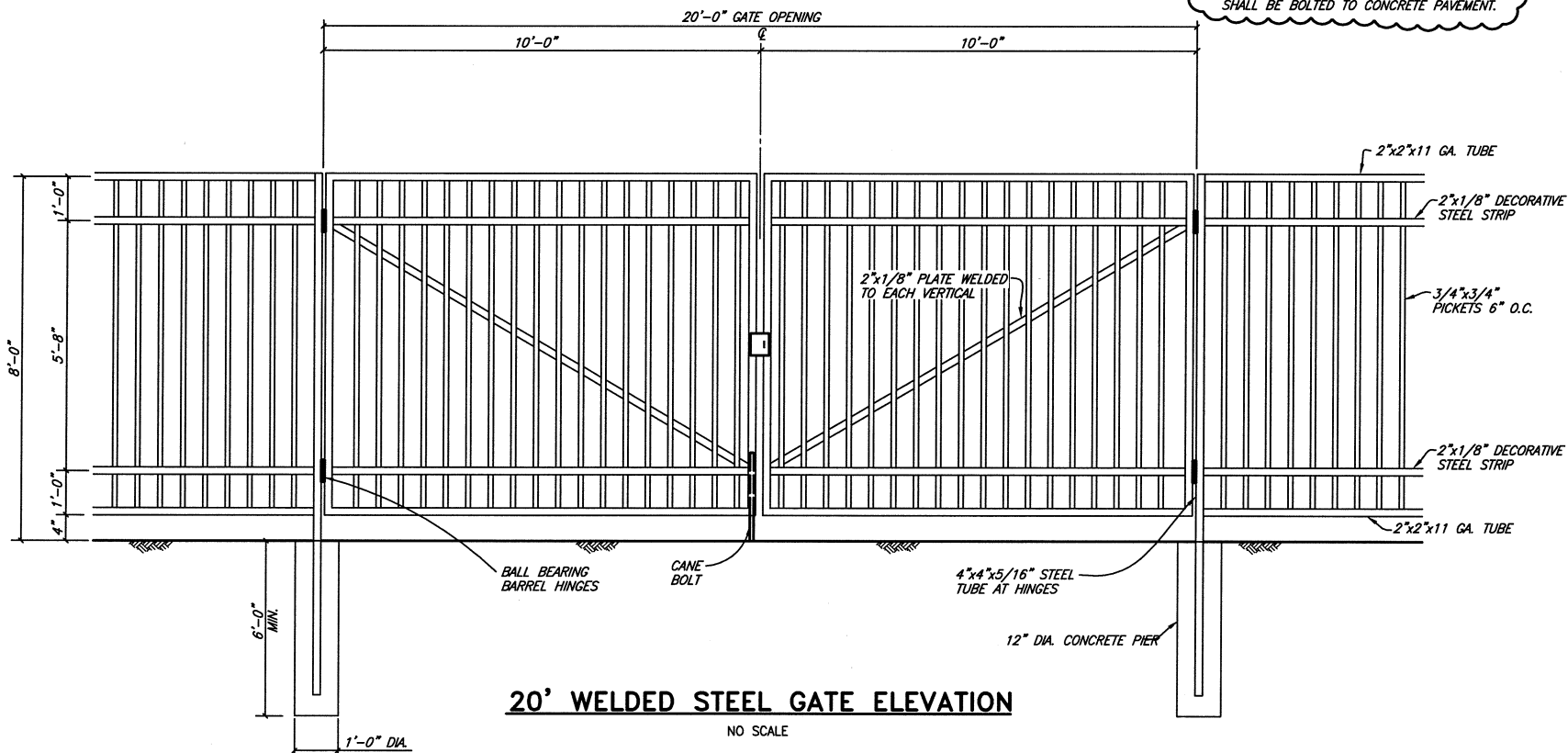


These plans and related specifications were prepared for construction of this specific project only. Reuse of these documents is not permitted without written authorization of Birkhoff, Hendricks & Carter, L.L.P.

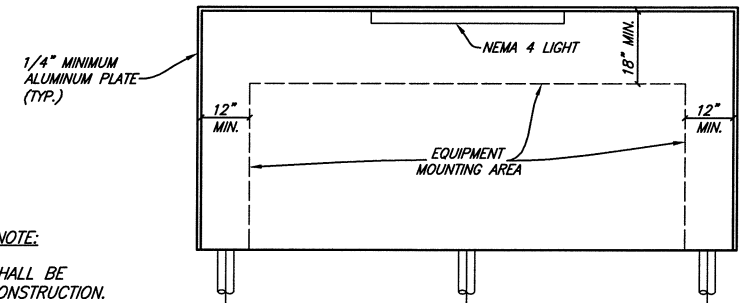


WELDED STEEL FENCE ELEVATION
NO SCALE

- FENCE NOTES:**
1. FENCE SHALL BE MADE OF PAINTED WELDED STEEL.
 2. WELDED STEEL GATES SHALL BE DOUBLE 10 FOOT WIDE, MANUAL SWING OPENING GATES WITH LATCH PLATE FOR LOCKING & PADLOCK.
 3. SHOP DRAWINGS FOR GATES, ALL FENCING AND PAINT COLOR SHALL BE SUBMITTED TO ENGINEER FOR APPROVAL PRIOR TO FABRICATION.
 4. WHERE FENCE WILL BE INSTALLED OVER EXISTING CONCRETE PAVEMENT HOLE SHALL BE CORED IN PAVEMENT TO INSTALL FENCE POST EXCEPT ALONG REMAINING WALL WHERE FENCE SHALL BE BOLTED TO CONCRETE PAVEMENT.

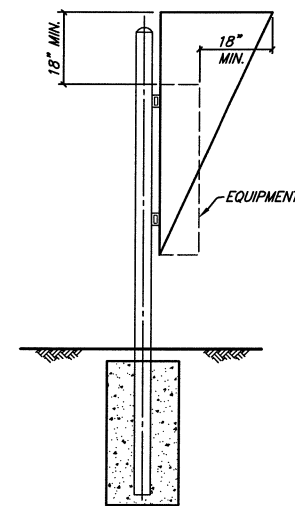


20' WELDED STEEL GATE ELEVATION
NO SCALE

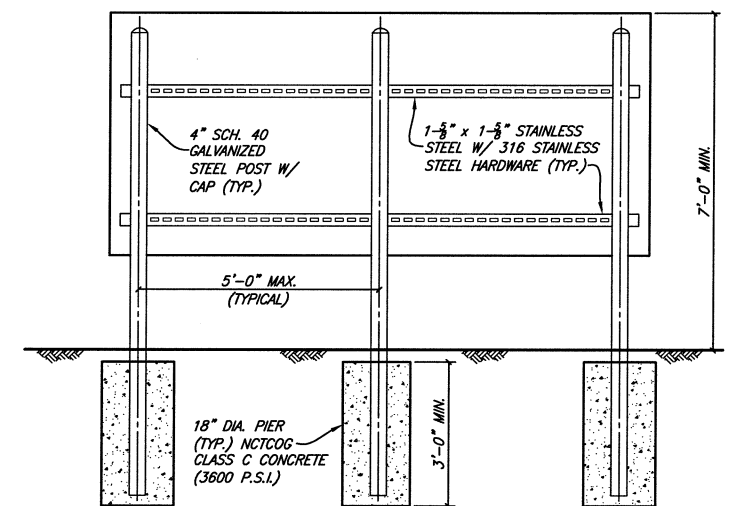


EQUIPMENT AWNING NOTE:
ALUMINUM AWNING SHALL BE OF FULLY WELDED CONSTRUCTION.

EQUIPMENT AWNING (FRONT)



EQUIPMENT AWNING (SIDE)



EQUIPMENT AWNING (BACK)

EQUIPMENT AWNING DETAILS
NOT TO SCALE

This record drawing is a compilation of the sealed engineering drawing for this project, modified by addenda, change orders and information furnished by the contractor. The information shown on the record drawings that was provided by the contractor or others not associated with the design engineer cannot be verified for accuracy or completeness. This original sealed drawings are on file at the offices of Birkhoff, Hendricks & Carter, L.L.P.

BY PAC DATE 11/30/12

BIRKHOFF, HENDRICKS & CARTER, L.L.P.
PROFESSIONAL ENGINEERS
Texas Firm F526
11910 Greenville Ave., Suite 600
Dallas, Texas 75243 (214) 361-7900

CITY OF ROCKWALL, TEXAS
CHANDLERS DEEP LIFT STATION IMPROVEMENTS

MISCELLANEOUS DETAILS

BHC
PROJECT NO.
2009-115
SHEET NO.
5
SEPTEMBER 2011