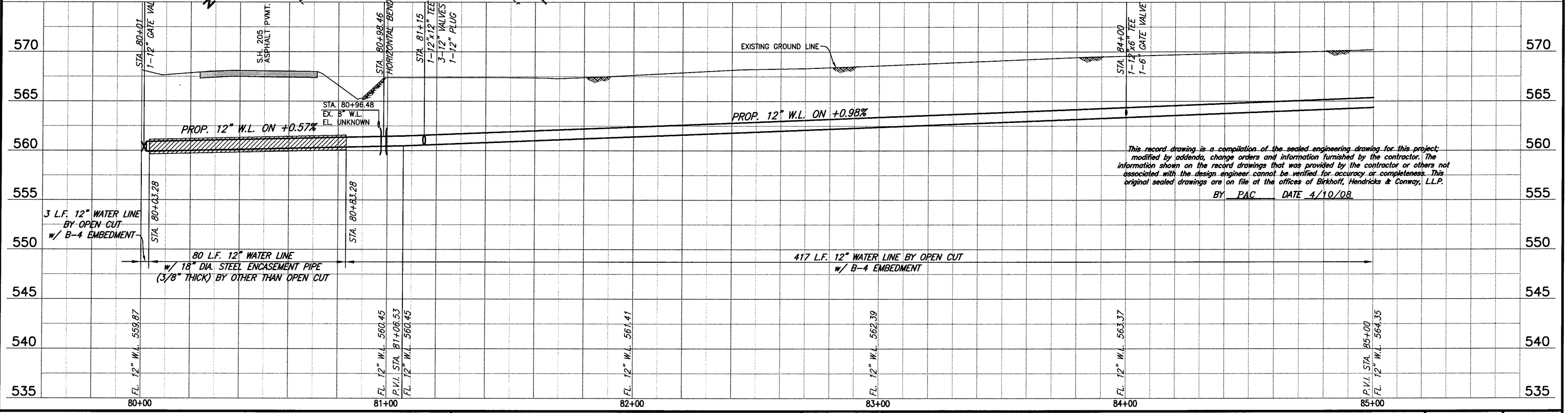
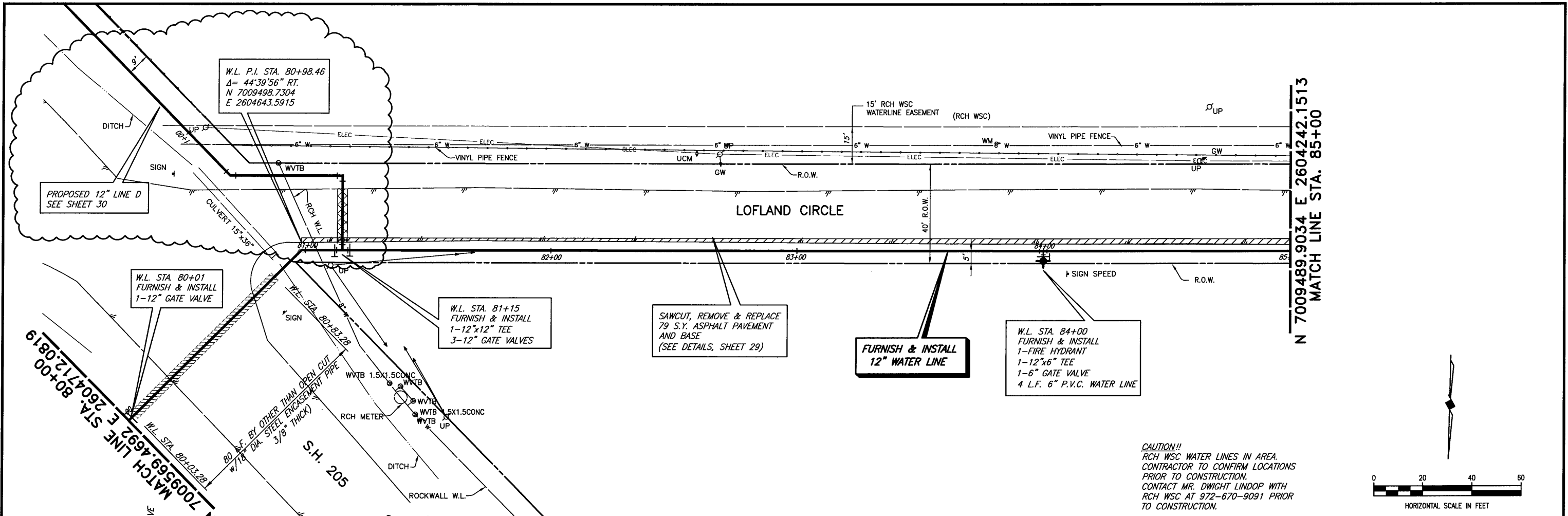



These plans and related specifications were prepared for construction of this specific project only. Reuse of these documents is not permitted without written authorization of Birkhoff, Hendricks, & Conway, LLP.



This record drawing is a compilation of the sealed engineering drawing for this project, modified by addenda, change orders and information furnished by the contractor. The information shown on the record drawings that was provided by the contractor or others not associated with the design engineer cannot be verified for accuracy or completeness. This original sealed drawings are on file at the offices of Birkhoff, Hendricks & Conway, LLP.
 BY PAC DATE 4/10/08

FIELD CHANGE NO. 2 (8/06/07) S.H. 205 WATER LINE ADDITION

BIRKHOFF, HENDRICKS & CONWAY, L.L.P.
 CONSULTING ENGINEERS
 7502 Greenville Ave., Suite 220
 Dallas, Texas
 (214) 361-7900



THESE DOCUMENTS ARE FOR BIDDING, CONSTRUCTION, AND PERMIT PURPOSES.
 DATE: 8/6/07

CITY OF ROCKWALL, TEXAS
 F. M. 549 WATER LINE
 12" WATER LINE (LINE A)
 PLAN-PROFILE
 STA. 80+00 TO STA. 85+00

BHC PROJECT NO. 2006-150
 April, 2008
 SHEET NO. 18