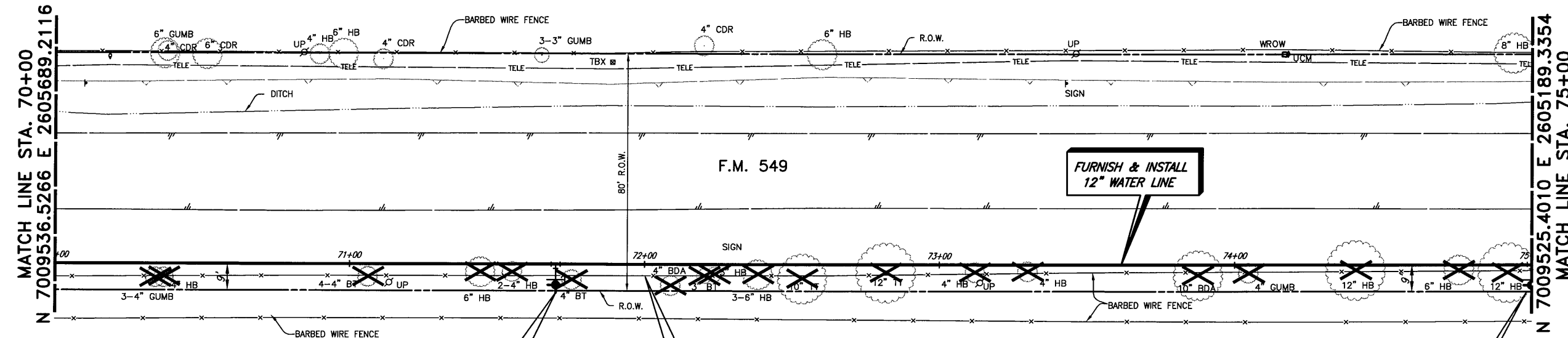


TREE REMOVAL = (NO PAY ITEM)



W.L. STA. 71+70
FURNISH & INSTALL
1-FIRE HYDRANT
1-12"x6" TEE
1-6" GATE VALVE
7 L.F. 6" PVC WATERLINE

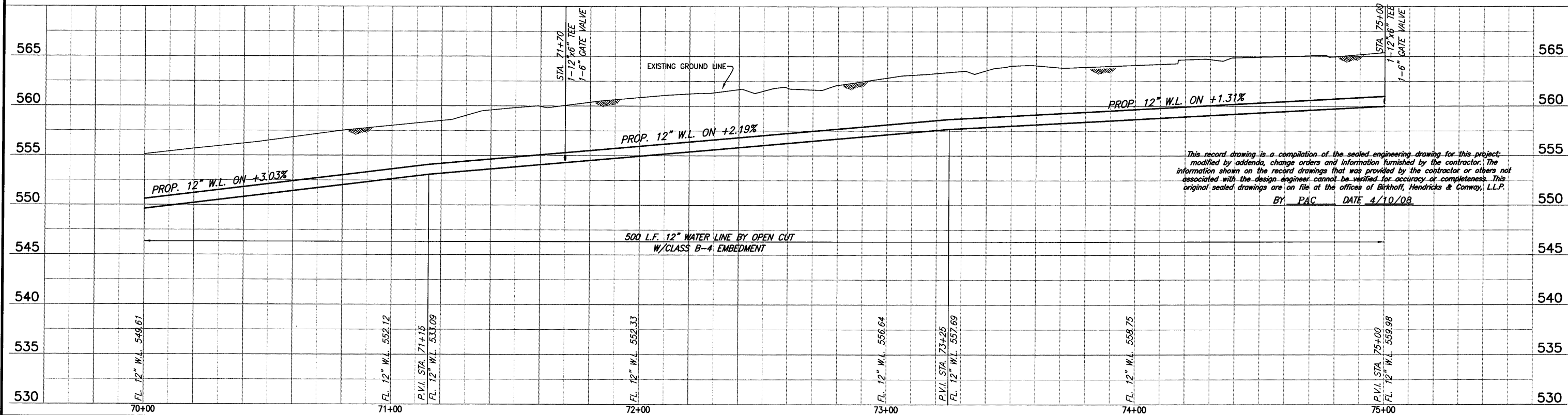
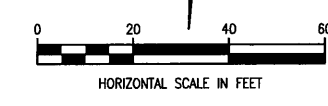
REMOVE 500 L.F. BARB WIRE FENCE

CAUTION!!
BLACKLAND WSC WATER LINES IN AREA. CONTACT BLACKLAND WSC FOR LOCATES PRIOR TO CONSTRUCTION.

FURNISH & INSTALL
12" WATER LINE

CAUTION!!
RCH WSC WATER LINES IN AREA. CONTRACTOR TO CONFIRM LOCATIONS PRIOR TO CONSTRUCTION. CONTACT MR. DWIGHT LINDOP WITH RCH WSC AT 972-670-9091 PRIOR TO CONSTRUCTION.

W.L. STA. 75+00
FURNISH & INSTALL
1-FIRE HYDRANT
1-12"x6" TEE
1-6" GATE VALVE
7 L.F. 6" PVC WATERLINE



This record drawing is a compilation of the sealed engineering drawing for this project, modified by addenda, change orders and information furnished by the contractor. The information shown on the record drawings that was provided by the contractor or others not associated with the design engineer cannot be verified for accuracy or completeness. This original sealed drawings are on file at the offices of Birkhoff, Hendricks & Conway, LLP.
BY PAC DATE 4/10/08

These plans and related specifications were prepared for construction of this specific project only. Reuse of these documents is not permitted without written authorization of Birkhoff, Hendricks, & Conway, LLP.

BIRKHOFF, HENDRICKS & CONWAY, L.L.P.
CONSULTING ENGINEERS
7502 Greenville Ave., Suite 220
Dallas, Texas
(214) 361-7900



THESE DOCUMENTS ARE FOR BIDDING, CONSTRUCTION, AND PERMIT PURPOSES.
DATE: 6/12/07

CITY OF ROCKWALL, TEXAS
F. M. 549 WATER LINE
12" WATER LINE (LINE A)
PLAN-PROFILE
STA.70+00 TO STA. 75+00

BHC PROJECT NO. 2006-150
June, 2007
SHEET NO. 16