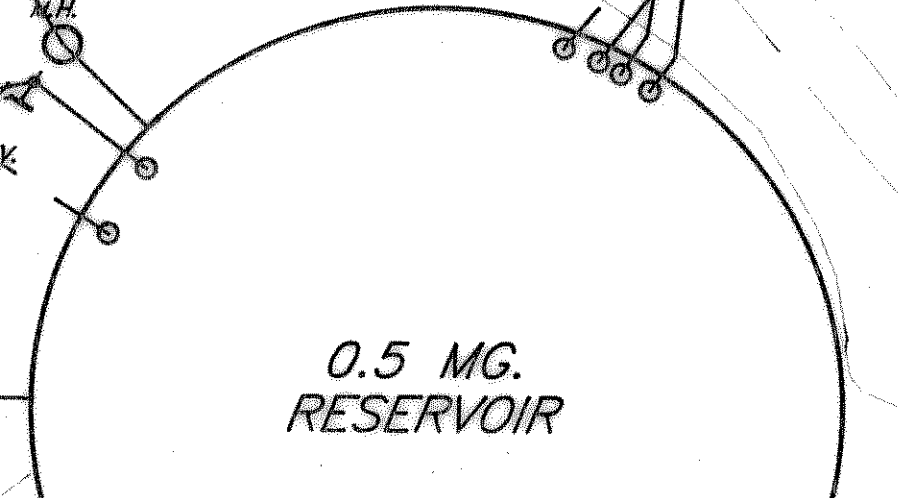
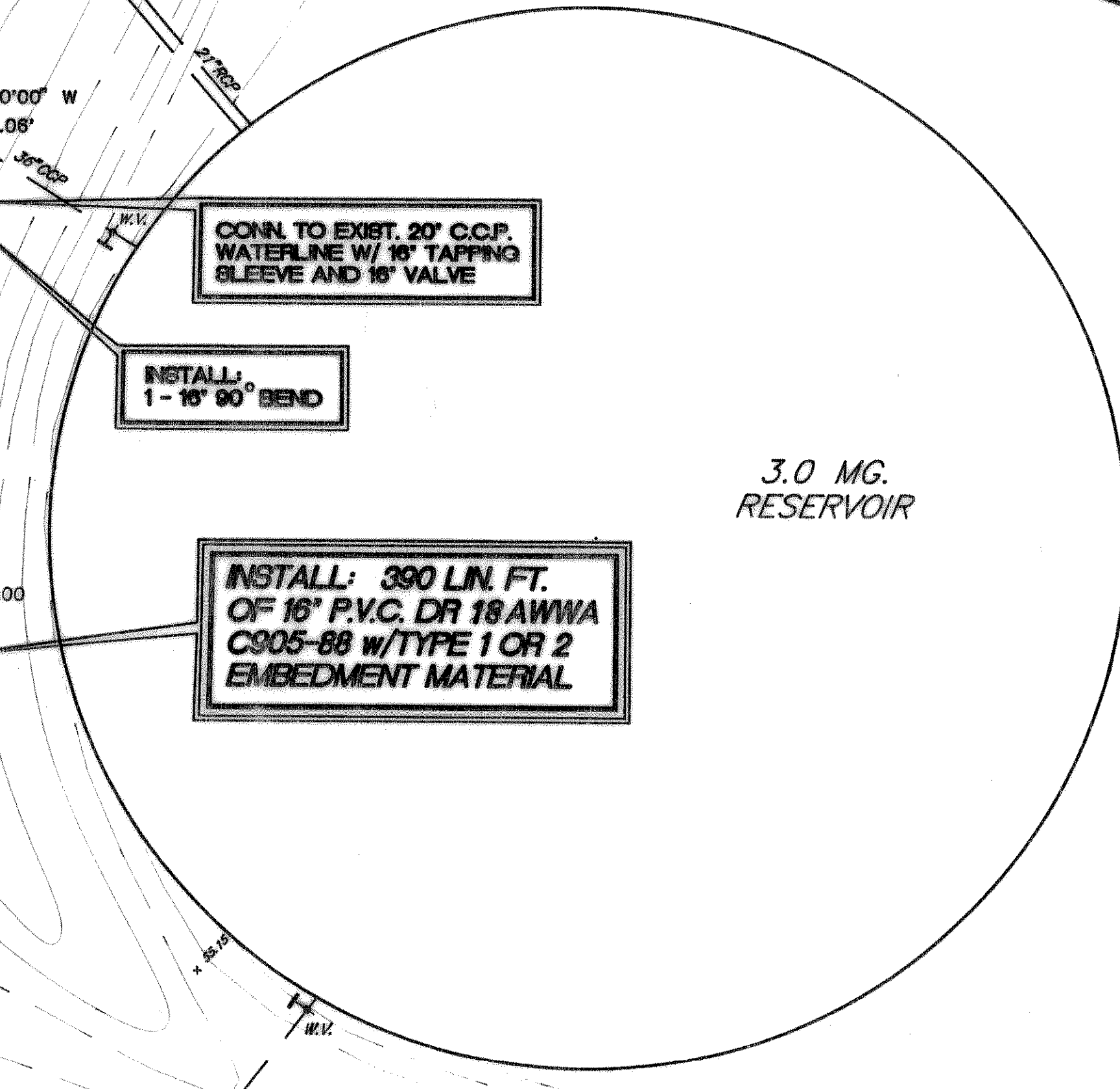
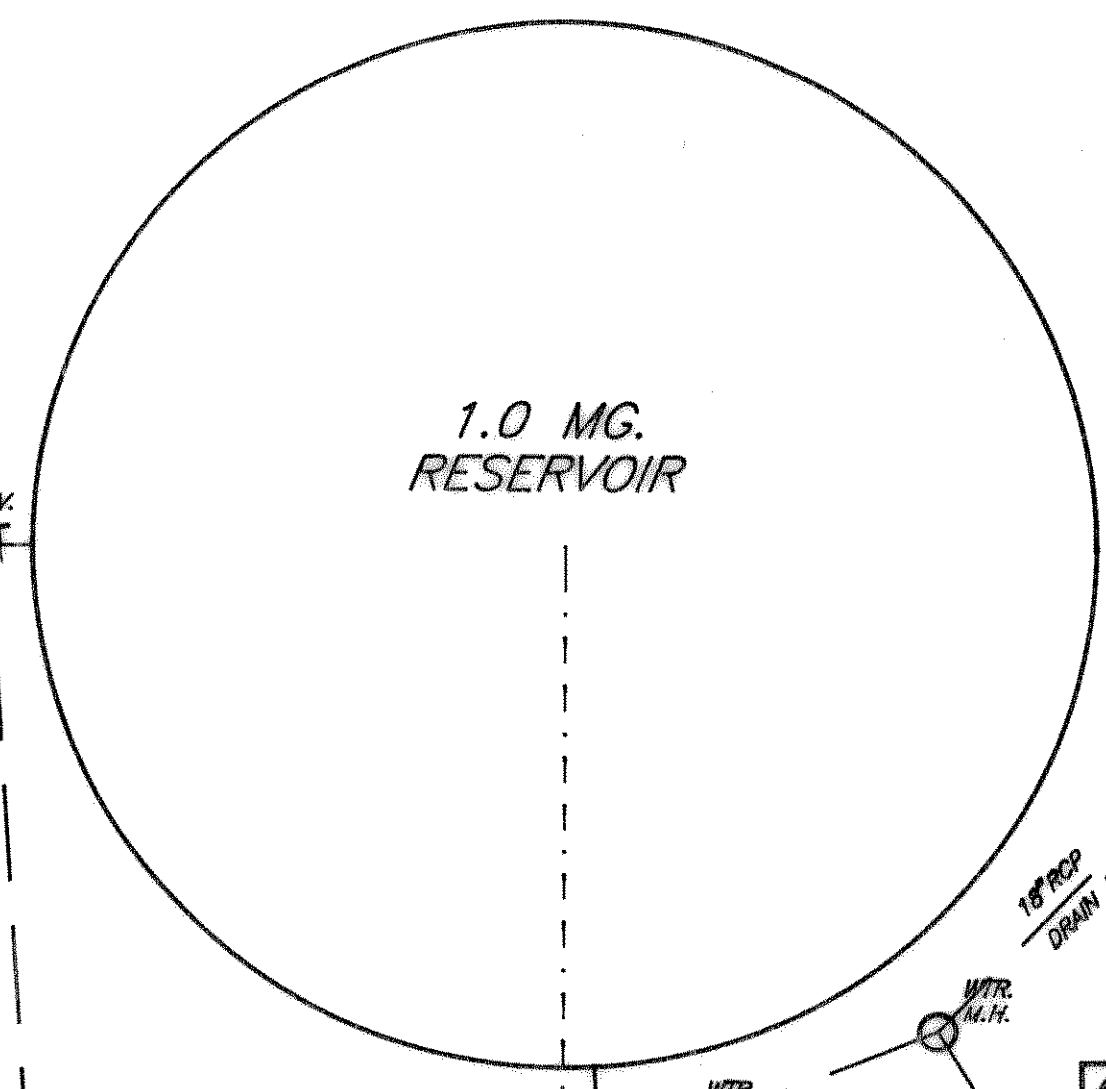


NOTE: CONTRACTOR SHALL CONTACT MR. CHARLES WITT w/ N.T.M.W.D. PRIOR TO EXCAVATION. PH. (214)442-5405.



HEATH STREET

CUT EXIST. 18" P.C.C.P. WATER LINE AND CONN. EXIST. 18" P.C.C.P. w/ 18" DI. PIPE THROUGH VAULT.

BACKFILL VAULT w/ TYPE 1 OR 2 EMBEDMENT MATERIAL UP TO BRIND LINE OF PROP. PIPE.

CONN. TO EXIST. 20" C.C.P. WATERLINE w/ 18" TAPPING BLEEVE AND 18" VALVE

INSTALL: 1-18" 90° BEND

INSTALL: 390 LIN. FT. OF 16" P.V.C. DR 18AWWA C905-88 w/TYP 1 OR 2 EMBEDMENT MATERIAL

B.M. CUT IN THE N.W. CORNER OF CHLORINE BLDG. SLAB  
ELEV.=545.90

B.M. CUT IN THE CENTER OF THE DOORWAY OF THE MOTOR CONTROL BLDG.  
ELEV.=548.92

INSTALL: 18"-5" HORIZ BEND

REMOVE 70 LF. OF EXIST. 18" P.C.C.P. WATER LINE

ABAND. 18" WTR. PIPE ENDS (STUB OUT)

BASELINE & 6" PROP. WATER LINE

N 85°00'00" W 32.84'

N 90°00'00" E 66.80'

EXIST. 16" R.O.C.P. WATER LINE (TO BE REMOVED)

INSTALL: 2-18" 45° BENDS

INSTALL: 60 LIN. FT. OF 16" DI. PIPE

INSTALL: 18"-5" HORIZ BEND

CUT & PLUG EXIST. 16" P.C.C.P. WATER LINE

**CAUTION !!**  
Underground Electrical Cables in Vault Area. Verify exact location prior to construction.

INSTALL: 18"-6" HORIZ BEND

**16" WATERLINE EXTENSION AND REACTIVATION**

From Heath Street Pump Station to N. Alamo Street

**CITY OF ROCKWALL**

"THE NEW HORIZON"

REVISION NO.	REMARKS	DATE

DESIGNED: W.L.D.  
DRAWN: ACAD  
JOB NO. 91005

DATE: 8/91

SHEET NO. 2 OF 4

