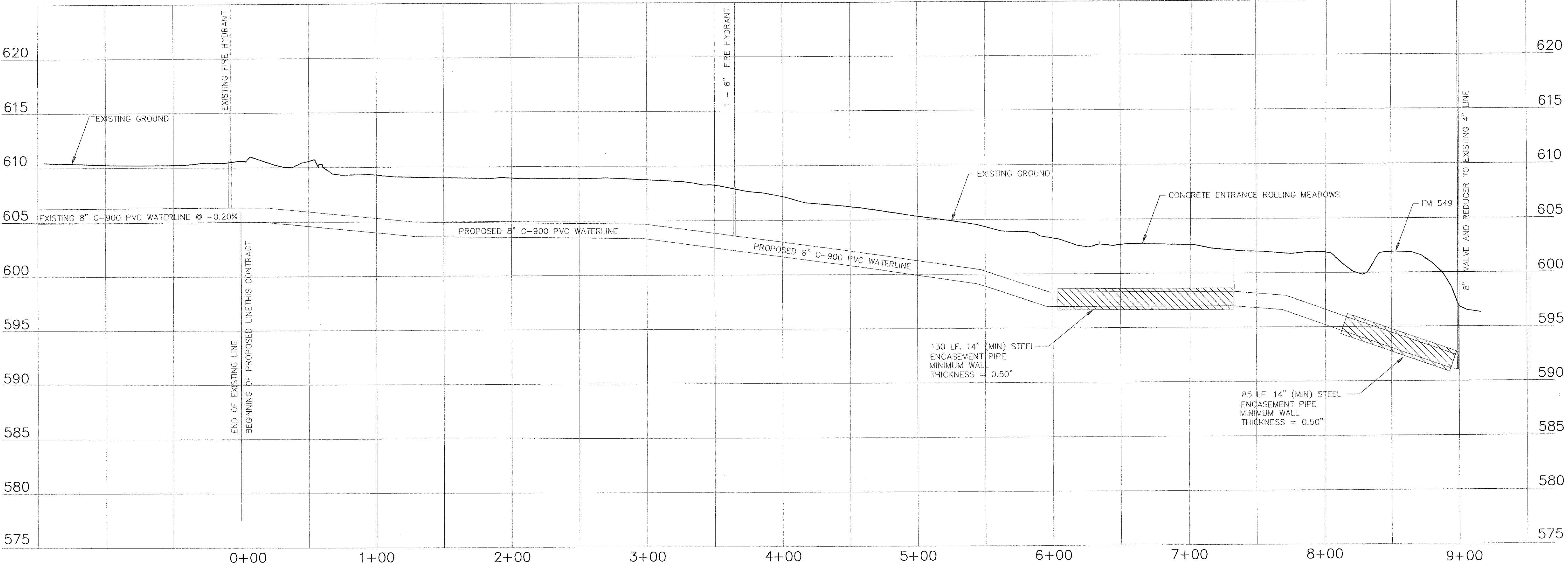
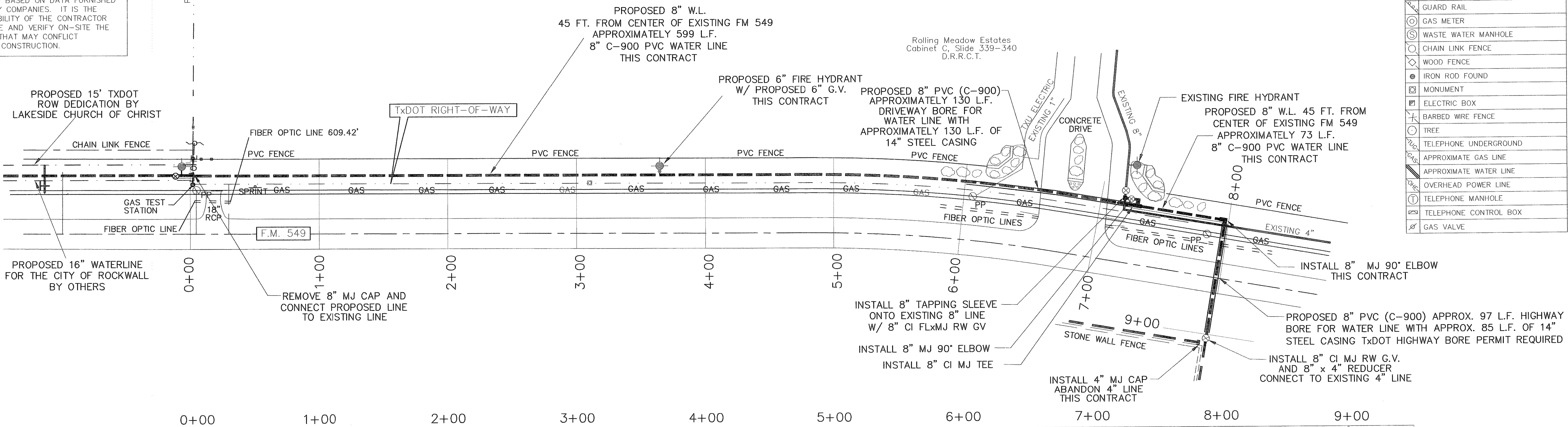


UNDERGROUND UTILITIES
 THE LOCATION OF EXISTING UTILITIES SHOWN ON THESE PLANS ARE APPROXIMATE AND BASED ON DATA FURNISHED BY UTILITY COMPANIES. IT IS THE RESPONSIBILITY OF THE CONTRACTOR TO LOCATE AND VERIFY ON-SITE THE UTILITIES THAT MAY CONFLICT WITH THE CONSTRUCTION.


!!! CAUTION !!!
 OVERHEAD ELECTRIC LINES
 UNDERGROUND GAS & FIBER OPTIC LINES IN PROJECT AREA

- GENERAL NOTES:**
1. ALL WATER LINE PIPE SHALL BE C-900 PVC. SAND EMBEDMENT IS REQUIRED.
 2. ALL WATER LINES SHALL BE BURIED WITH 48" COVER.
 3. ALL VALVES AND FITTINGS WILL BE PROPERLY BLOCKED AND RESTRAINED WITH MEGALUGS AND RETAINER GLANDS INSTALLED ON ALL FITTINGS.
 4. CONTRACTOR SHALL FIELD VERIFY THE LOCATION AND SIZE FOR ALL WATER LINES, THE LOCATION OF ALL ELECTRICAL UTILITY LINES, AND THE PRESENCE AND LOCATION OF ALL OTHER EXISTING UTILITIES IN THE AREA.
 5. ALL FITTINGS ARE TO BE CAST IRON OR DUCTILE IRON.
 6. CONTRACTOR SHALL FINISH GRADE TRENCH LINE TO MATCH EXISTING TERRAIN UPON PROPER SETTLEMENT.
 7. NO COVERING OF LINES ALLOWED UNTIL INSPECTED BY BLACKLAND WSC'S APPOINTED REPRESENTATIVE.
 8. ALL RULES AND REGULATIONS FOR PUBLIC WATER SYSTEMS AS REQUIRED BY THE TEXAS COMMISSION ON ENVIRONMENTAL QUALITY (TCEQ) MUST BE MET.
 9. CITY OF ROCKWALL TO INSPECT WATER LINE.
 10. 95% COMPACTION (SAND EMBEDMENT)

| LEGEND | |
|----------|--------------------------|
| [Symbol] | POWER POLE |
| [Symbol] | GUY WIRE |
| [Symbol] | TELEPHONE BOX |
| [Symbol] | POST |
| [Symbol] | SIGN |
| [Symbol] | IRON ROD |
| [Symbol] | FIRE HYDRANT |
| [Symbol] | WATER VALVE |
| [Symbol] | MAILBOX |
| [Symbol] | WATER METER |
| [Symbol] | IRRIGATION CONTROL VALVE |
| [Symbol] | GUARD RAIL |
| [Symbol] | GAS METER |
| [Symbol] | WASTE WATER MANHOLE |
| [Symbol] | CHAIN LINK FENCE |
| [Symbol] | WOOD FENCE |
| [Symbol] | IRON ROD FOUND |
| [Symbol] | MONUMENT |
| [Symbol] | ELECTRIC BOX |
| [Symbol] | BARBED WIRE FENCE |
| [Symbol] | TREE |
| [Symbol] | TELEPHONE UNDERGROUND |
| [Symbol] | APPROXIMATE GAS LINE |
| [Symbol] | APPROXIMATE WATER LINE |
| [Symbol] | OVERHEAD POWER LINE |
| [Symbol] | TELEPHONE MANHOLE |
| [Symbol] | TELEPHONE CONTROL BOX |
| [Symbol] | GAS VALVE |



APPROVED FOR CONSTRUCTION
 FEB 3 2005
 City of Rockwall Engineering Dept.
 City Engineer: _____



| NO. | REVISION | DATE | BY |
|-----|----------|------|----|
| | | | |
| | | | |
| | | | |
| | | | |

FM 549 NORTH EXTENSION
 WATER LINE IMPROVEMENT PLAN
 FOR
 BLACKLAND WATER SUPPLY CORPORATION
 ROCKWALL COUNTY, TEXAS
WATER LINE PLAN

DANIEL & BROWN INC.
 ENGINEERS/CONSULTANTS/PLANNERS
 118 N. Collins St.
 P.O. Box 606
 Farmersville, Texas 75442
 Phone 972-754-7771
 Fax 972-752-7771
 EDDY@DBIConsultants.com