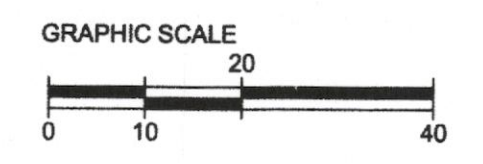
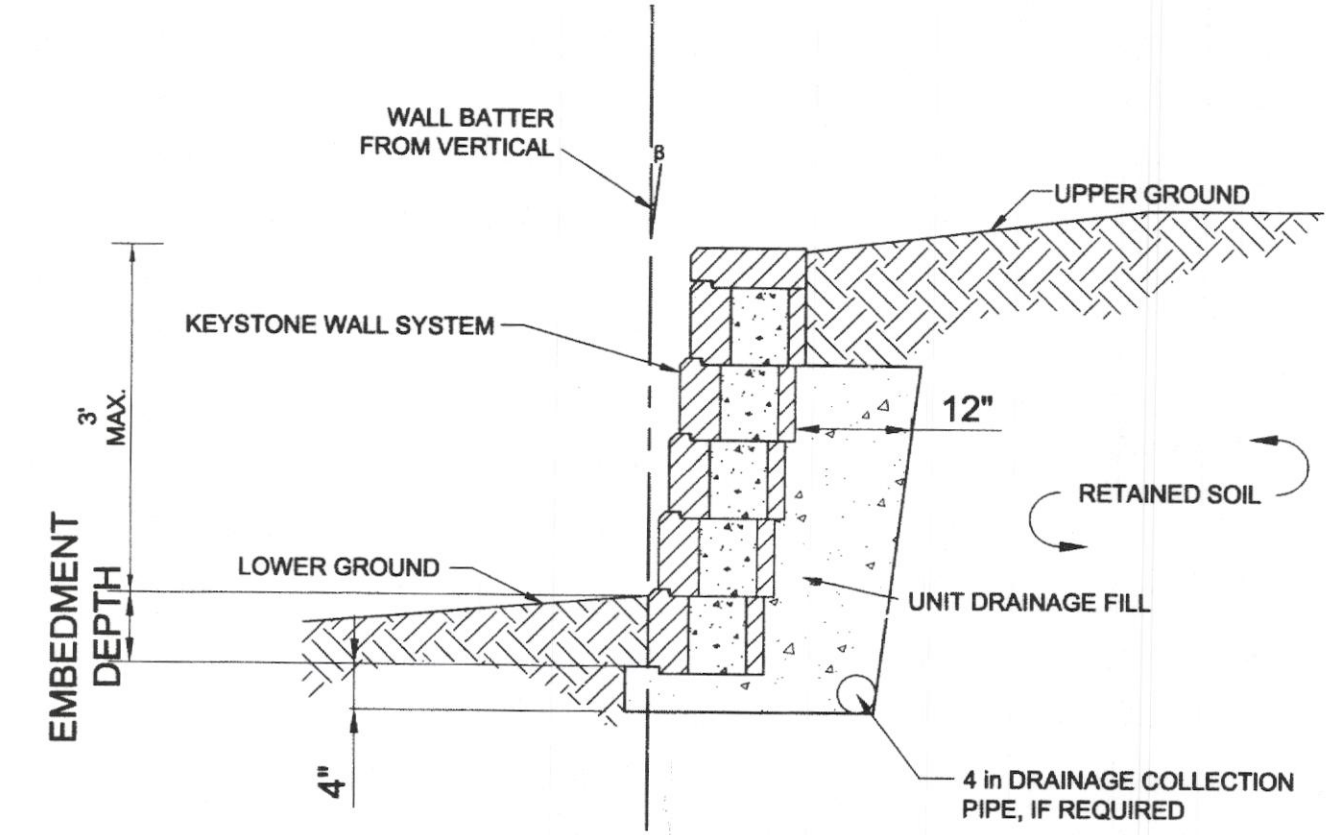


01 RETAINING WALL PLAN (Low Walls, < 3.0 ft. ht.)
SCALE: 1"=20'-0"



- NOTES FOR LOW RETAINING WALL (H < 3.0 FT.)
1. RETAINING WALL DESIGN SHALL BE PER KEYSTONE RETAINING WALL SYSTEMS.
 2. PROVIDE GEOGRIDS, AS APPLICABLE.
 3. FINISHED GRADE SHALL PROVIDE POSITIVE DRAINAGE.
 4. ALL BACKFILL SHALL BE COMPACTED TO 95% STANDARD PROCTOR.
 5. SUBSURFACE SOILS MUST BE CAPABLE OF SUPPORTING THE WALL SYSTEM.




02 TYPICAL STONE MASONRY WALL DETAIL
SCALE: NONE

ALEXANDER MARCUS
DESIGN GROUP
123 WEST MAIN STREET
SUITE 201
GRAND PRAIRIE
TEXAS 75050
TEL: 469 733 1140
FAX: 469 733 1141

OWNER / DEVELOPER
PASTEM CORP.
PO Box 600433, Dallas, TX 75360
Contact Person: T. DAYALJI
tekdayalji@aol.com

CIVIL ENGINEER:
MLD ENGINEERING SOLUTIONS, INC.
MARTIN L. DE LA ROSA, P.E., F. ASCE
President
2121 W. Airport Freeway, Suite 220 Irving, TX 75062
(972) 258-0484 (972) 672-9347 Fax: (972) 258-1297
email: mdlar661@aol.com



Comfort INN & SUITES
BY CHOICE HOTELS
VIGOR WAY,
ROCKWALL, TX 75087
1.74 AC.

PROJECT NUMBER	REVISIONS		
023-08	DATE	REV. NO.	DESCRIPTION
PROJ. TEAM			
DRAWN BY			
CHECKED BY			
ISSUE DATE			
032609			

DRAWING TITLE
**PROPOSED 4 STORY HOTEL
COMFORT INN & SUITES
RETAINING WALL PLAN**

DRAWING NUMBER
C3b
PLOT DATE
062209